



2009-10 Exhibition Game Notes

◆ November 3, 2009 ◆

Media Contacts: Ray Simmons, Sports Information Director (Office) 812/465-1622; (Home) 812/402-643

Dan McDonnell, Asst. Sports Information Director (Office) 812/465-1121; (Home) 812/303-6287

2009-10 Schedule:

Listen to and watch the games:

RADIO: ESPN 106.7 FM; WSWI 820 AM; WPSR 90.7 FM

LIVE INTERNET AUDIO: www.usi.edu/wswi; www.wyxfm.com/wyxfm/

On the web:

Keep up-to-date on all the USI athletic events at www.gousieagles.com.


You also can listen to all the men's and women's basketball games at the USI Athletic Department Web site.


Probable starters:


Pos.	No.	Player	Ht.	Cl.	PPG	RPG	APG*
G	2	Jamar Smith	6'3"	Sr.	18.5	2.5	2.5
G	5	Kevin Gant	5'8"	Jr.	3.6	1.5	1.7
C	40	Jeron Lewis	6'8"	Sr.	6.1	3.7	0.7
F	1	Tyrone Bradshaw	6'8"	Sr.	7.9	4.1	1.1
F	51	Mohamed Ntumba	6'7"	Jr.	13.1	8.8	NA


*Final Statistics from 2008-09


Top Storylines:

 **Watson returning to SIU.** USI Head Coach Rodney Watson returns to Southern Illinois University with the Screaming Eagles to make his collegiate head coaching debut. Watson spent 21 seasons with the Salukis as an associate head coach and an assistant coach.

 **Tilmon also returns to SIU Arena.** USI Assistant Coach Derik Tilmon also is making a return appearance at the SIU Arena. He was a three-year starting forward and center for the Salukis, ending his career as SIU's 13th all-time leading shot blocker. The Salukis were 20-13 and advanced to the second round of the NIT during Tilmon's senior season.

 **Smith is an All-American.** USI senior guard Jamar Smith is was named a honorable mention All-American at the end of 2008-09 and a honorable mention pre-season All-American by *Division II Bulletin*.

 **USI was 0-1 last year in the preseason.** USI lost its only exhibition game last year in double-overtime, 71-67, to the University of Evansville.

 **USI vs. Division I in exhibition season.** The Screaming Eagles are 0-7 in exhibition games against Division I teams since 2003. USI has been edging closer with the University of Evansville, University of Wisconsin-Milwaukee, University of Tennessee, University of Louisville, and University of Cincinnati winning by an average 84-73.

Date	Opponents	Time
Nov. 7	at Southern Illinois (Exhib.)	3:05 p.m.
Nov. 21	Harris-Stowe State	7:30 p.m.
Nov. 23	Tiffin	7:30 p.m.
BIII Joergen Memorial Tournament		
Nov. 27	Michigan Tech	7:30 p.m.
Nov. 28	Minnesota Duluth	7:30 p.m.
Dec. 3	Bellarmino*	7:30 p.m.
Dec. 5	Northern Kentucky*	3:15 p.m.
Bellarmino Invitational		
Dec. 11	vs. Indiana Southeast	4 p.m.
Dec. 12	vs. Ohio Valley	4 p.m.
Dec. 14	Lake Erie	7:30 p.m.
Dec. 19	Urbana	3:15 p.m.
Dec. 29	Brevard	7:30 p.m.
Jan. 2	Illinois-Springfield*	3:15 p.m.
Jan. 4	Saint Joseph's*	7:30 p.m.
Jan. 7	at Missouri S&T*	7:30 p.m.
Jan. 9	at Maryville*	3:15 p.m.
Jan. 14	at Kentucky Wesleyan*	7:30 p.m.
Jan. 16	Quincy*	3:15 p.m.
Jan. 18	at Drury*	8 p.m.
Jan. 21	at Indianapolis*	6:30 p.m.
Jan. 28	at Wisconsin-Parkside*	7:30 p.m.
Jan. 30	at Lewis*	3 p.m.
Feb. 4	Missouri - St. Louis*	7:30 p.m.
Feb. 6	Rockhurst*#	3:15 p.m.
Feb. 13	Indianapolis*	3:15 p.m.
Feb. 15	Kentucky Wesleyan*^	7:30 p.m.
Feb. 18	at Northern Kentucky*	6:45 p.m.
Feb. 20	at Bellarmine*	7 p.m.

Follow the Eagles Live on



2009-10 USI Screaming Eagles



#1
Tyrone
Bradshaw



#2
Jamar
Smith



#3
Kevin
Gant



#5
Brandon
Hogg
(Hawg)



#10
Marvin
Gray



#12
Lawrence
Thomas



#31
Brandon
Carr



#33
C.J.
Trotter



#34
Nick
Duncheon
(Dun-geon)



#40
Jeron
Lewis



#44
Isaac
Stoll
(Stow- L)



#51
Mohamed
Ntumba
(Tomb-ba)



Head Coach
Rodney
Watson



Asst. Coach
Gerad
Good



Asst. Coach
Derrick
Tilmon
(Til-mon)



Grad. Asst.
Brent
Owen



2008-09 Screaming Eagles

No.	Name	Pos.	Ht.	Wt.	Cl.	Hometown (High School/Previous School)
1	Tyrone Bradshaw	F	6-8	213	Sr.	Cincinnati, OH (Taft/Southwestern Illinois)
2	Jamar Smith	G	6-3	185	Sr.	Peoria, IL (Richwood/ Illinois)
3	Kevin Gant	G	5-8	155	Jr.	Indianapolis, IN (North Central/Lake Michigan College)
5	Brandon Hogg	G	6-1	185	So.	Edwardsville, IL (Edwardsville)
10	*Marvin Gray	G	5-10	153	Sr.	Freeport, Bahamas (Sir Jack Haywood/Indian Rivers C.C.)
12	Lawrence Thomas	G	5-9	145	Fr.	Springfield, IL (Southeast)
31	*Brandon Carr	F	6-7	215	Sr.	Baltimore, MD (Woodlawn/C.C. Baltimore County Catonsville)
33	C.J. Trotter	G	6-3	170	Jr.	Hopkinsville, KY (Christian County/Rend Lake)
34	Nick Duncheon	F	6-7	200	Jr.	Montgomery, IN (Barr-Reeve)
40	Jeron Lewis	F/C	6-8	260	Sr.	Ft. Wayne, IN (North Side/Northeastern J.C.)
44	Isaac Stoll	F	6-4	220	Sr.	Washington, IN (Washington/Southeast Missouri State)
51	Mohamed Ntumba	C	6-7	230	Jr.	Kinshasa, Congo (Mama Zoya/ Southeastern Illinois)

HEAD COACH: Rodney Watson (1st season); **ASSISTANT COACHES:** Derrick Tilmon (1st season); Gerad Good (1st season)

GRADUATE ASSISTANT COACH: Brent Owen (1st season); **STUDENT ASSISTANTS:** Andrew Brochin (4th season); Justin Stewart (1st season)

USI Head Coach Rodney Watson (1st year)

Overall record:	0- 0
Home record:	0- 0
Road record:	0- 0
Neutral site record:	0- 0
Midwest Region record:	0- 0
Playing at night:	0- 0
Playing during the day:	0- 0
Playing on Monday:	0- 0
Playing on Tuesday:	0- 0
Playing on Wednesday:	0- 0
Playing on Thursday:	0- 0
Playing on Friday:	0- 0
Playing on Saturday:	0- 0
Playing on Sundays:	0- 0
Leading at the half:	0- 0
Trailing at the half:	0- 0
Tied at the half:	0- 0
Playing in overtime:	0- 0
Playing in November:	0- 0
Playing in December:	0- 0
Playing in January:	0- 0
Playing in February:	0- 0
Playing in March:	0- 0
Outshooting opponent:	0- 0
Being outshot by opponent:	0- 0
USI outrebounds opponent:	0- 0
USI is outrebounded:	0- 0
Tied in rebounding:	0- 0
Shooting better than 50 %:	0- 0
Shooting less than 50 %:	0- 0
Opponent has more turnovers:	0- 0
USI has more turnovers:	0- 0
Teams are tied in turnovers:	0- 0
USI scores under 70 points:	0- 0
USI scores 70-79 points:	0- 0
USI scores 80-89 points:	0- 0
USI scores 90-99 points:	0- 0
USI scores 100 or more points:	0- 0
USI vs. Division II Teams:	0- 0
USI vs. non-GLVC:	0- 0
USI vs. NAIA:	0- 0
USI vs. USCAA:	0- 0
USI vs. NCCAA:	0- 0

GLVC record:	0- 0
vs. North Division#:	0- 0
vs. West Division#:	0- 0
vs. East Division#:	0- 0
vs. Bellarmine	0- 0
vs. Drury	0- 0
vs. Indianapolis	0- 0
vs. Kentucky Wesleyan	0- 0
vs. Lewis	0- 0
vs. Missouri S&T	0- 0
vs. Missouri-St. Louis	0- 0
vs. Northern Kentucky	0- 0
vs. Quincy	0- 0
vs. Rockhurst	0- 0
vs. Saint Joseph's	0- 0
vs. Wisconsin-Parkside	0- 0

#GLVC Regular Season Record; *Records versus GLVC institutions include NCAA II and GLVC Tournaments game.

Watson at Southern Illinois

In 21 seasons at Southern Illinois University as an assistant and associate head coach, Head Coach Rodney Watson helped the Salukis to 11 Missouri Valley Conference championships, nine trips to the NCAA Tournaments, and six NITs. SIU also compiled a 430-237 record, a .645 winnings percentage, and was ranked in the top 15 nationally in scoring defense four times in the last five seasons.



ESPN
RADIO
106.7 FM
WYFX

"Rodney Watson on Basketball"
Monday nights at 7 p.m. live on ESPN 106.7FM

Screaming Eagles' Season Highs & Career Highs and GLVC rankings

Players	Season Highs	USI Career Highs	In the GLVC (Final 2008-09)
#1 Tyrone Bradshaw	Pts: First Game of 2009-10 Reb: First Game of 2009-10 Ast: First Game of 2009-10 Stl: First Game of 2009-10	Pts: 18 vs. Saint Francis (11/22/08) Reb: 12 vs. Rockhurst (1/24/08) Ast: 4 vs. Harris-Stowe (11/18/08) Stl: 5 vs. Quincy (2/14/09)Z	2 nd Blocked Shots; 5 th FG %
# 2 Jamar Smith	Pts: First Game of 2009-10 Reb: First Game of 2009-10 Ast: First Game of 2009-10 Stl: First Game of 2009-10	Pts: 29 twice (last 2/21/09) Reb: 9 vs. Missouri S&T (2/21/08) Ast: 8 vs. Drury (2/25/09) Stl: 3 four times (2/21/09)	
#3 Kevin Gant	Pts: First Game of 2009-10 Reb: First Game of 2009-10 Ast: First Game of 2009-10 Stl: First Game of 2009-10	Pts: 11 vs. UW-Parkside (12/6/08) Reb: 4 twice (last 12/6/08) Ast: 7 vs. Temple Baptist (12/13/08) Stl: 3 four times (last 1/2/09)	
#5 Brandon Hogg	Pts: First Game of 2009-10 Reb: First Game of 2009-10 Ast: First Game of 2009-10 Stl: First Game of 2009-10	Pts: 12 vs. Temple Baptist (12/13/08) Reb: 5 vs. Urbana (11/15/08) Ast: 2 four times (last 1/26/09) Stl: 3 vs. Minnesota State (11/8/08)	
#10 Marvin Gray	Pts: First Game of 2009-10 Reb: First Game of 2009-10 Ast: First Game of 2009-10 Stl: First Game of 2009-10	Pts: 26 vs. Fla. Southern (11/29/08) Reb: 6 vs. Lake Erie (1/26/09) Ast: 10 vs. Missouri S&T (2/21/09) Stl: 5 vs. Rockhurst (2/28/09)	24 th Scoring; 3 rd Assists; 5 th Steals; 8 th Assist/Turnover Ratio
#12 Lawrence Thomas	Pts: First Game of 2009-10 Reb: First Game of 2009-10 Ast: First Game of 2009-10 Stl: First Game of 2009-10	Pts: <i>First Year with USI</i> Reb.: <i>First Year with USI</i> Ast: <i>First Year with USI</i> Stl: <i>First Year with USI</i>	
#31 Brandon Carr	Pts: First Game of 2009-10 Reb: First Game of 2009-10 Ast: First Game of 2009-10 Stl: First Game of 2009-10	Pts: 16 vs. Rockhurst (2/28/09) Reb.: 11 vs. Bellarmine (3/7/09) Ast: 3 vs. Fla. Southern (11/29/08) Stl: 5 vs. Lewis (3/6/08)	8 th FG%; 17 th Reb.; 11 th Off. Reb.
#33 C.J. Trotter	Pts: First Game of 2009-10 Reb: First Game of 2009-10 Ast: First Game of 2009-10 Stl: First Game of 2009-10	Pts: <i>First Year with USI</i> Reb.: <i>First Year with USI</i> Ast: <i>First Year with USI</i> Stl: <i>First Year with USI</i>	
#34 Nick Duncheon	Pts: First Game of 2009-10 Reb: First Game of 2009-10 Ast: First Game of 2009-10 Stl: First Game of 2009-10	Pts: 9 three times (last 12/30/08) Reb.: 4 vs. Tiffin (12/30/08) Ast: 3 vs. Tiffin (12/15/07) Stl: 1 five times (last 12/30/08)	
#40 Jeron Lewis	Pts: First Game of 2009-10 Reb: First Game of 2009-10 Ast: First Game of 2009-10 Stl: First Game of 2009-10	Pts: 18 vs. Temple Baptist (12/13/08) Reb.: 13 vs. Saint Joseph's (1/2/09) Ast: 3 vs. UW-Parkside (12/6/08) Stl: 2 vs. Missouri Baptist (11/24/08)	
#44 Isaac Stoll	Pts: First Game of 2009-10 Reb: First Game of 2009-10 Ast: First Game of 2009-10 Stl: First Game of 2009-10	Pts: 7 three times (last 12/13/08) Reb.: 6 vs. Saint Francis (11/22/08) Ast: 5 vs. Saint Martin's (11/7/08) Stl: 3 three times (last 12/13/08)	
#51 Mohamed Ntumba	Pts: First Game of 2009-10 Reb: First Game of 2009-10 Ast: First Game of 2009-10 Stl: First Game of 2009-10	Pts: <i>First Year with USI</i> Reb.: <i>First Year with USI</i> Ast: <i>First Year with USI</i> Stl: <i>First Year with USI</i>	

Division II Preseason Polls

FINAL 2008-09 GLVC STANDINGS

NABC Division II Preseason Top 25 (Official Division II Poll)

1. BYU-Hawaii (6)
2. Bellarmine (1)
3. Southwest Baptist
4. Findlay
5. Central Missouri
6. Cal Poly Pomona
7. Valdosta State
8. Florida Southern
9. Bentley
10. Augusta State
11. St. Cloud State
12. Metropolitan State
13. Grand Valley State
14. Tusculum
15. Merrimack
16. Kutztown
17. Central Oklahoma
18. Indiana (Pa.)
19. Johnson C. Smith
20. Winona State
21. Humboldt State
22. Southwest Minnesota State
23. Delta State
24. Rollins
25. Philadelphia

Others Receiving Votes: Northern Kentucky 26, Benedict (S.C.) 19, Catawba (N.C.) 17, Barton (N.C.) 15, Virginia Union 15, West Virginia State 14, LIU-C.W. Post (N.Y.) 13, Georgia College & State 10, Incarnate Word (Texas) 10, Seattle Pacific (Wash.) 7, Massachusetts-Lowell 6, Gannon (Pa.) 4, Arkansas Tech 3, South Carolina Aiken 3, Anderson (S.C.) 2, Fort Hays State 1, Western Washington 1.

West Division	GLVC	Pct.	Div	Overall	Pct	Streak
Southern Indiana*	14-3	.824	9-1	27-7	.794	L1
Rockhurst*	13-4	.765	8-2	19-11	.633	L2
Quincy*	8-9	.471	5-5	16-12	.571	L1
Missouri-St. Louis	6-11	.353	3-7	14-13	.519	L1
Drury	6-11	.353	3-7	13-14	.481	L4
Missouri S&T	4-13	.235	2-8	9-17	.346	W1

East Division	GLVC	Pct.	Div	Overall	Pct	Streak
Northern Kentucky*	14-4	.778	9-3	24-7	.774	L1
Bellarmine*	13-5	.722	10-2	26-7	.788	L1
Kentucky Wesleyan*	11-7	.611	6-6	19-9	.679	L2
Lewis*	10-8	.556	7-5	16-12	.571	L2
Saint Joseph's*	8-10	.444	6-6	15-13	.536	L2
Indianapolis	4-14	.222	3-9	9-18	.333	L4
UW-Parkside	3-15	.167	1-11	7-20	.259	W1

*Climbed a spot in the GLV Tournament

Inter-divisional Play: West won 22-21.

Upcoming GLVC Games in 2009-10

Date	At USI's Physical Activities Center	Center	Tip-Off
11/7/09	IUPUI (Exh.)	Saint Joseph's	12:00 PM
11/7/09	Maryville	Blackburn (Exh.)	2:00 PM
11/7/09	Indiana State (exh.)	Indianapolis	2:00 PM
11/7/09	Bellarmine	Kentucky State (Exh.)	7:00 PM
11/8/09	Illinois (Exh.)	Quincy	TBA
11/8/09	Bradley (Exh.)	Lewis	TBA
11/9/09	Kentucky Wesleyan	Purdue (Exh.)	6:00 PM
11/9/09	Dayton (Exh.)	Northern Kentucky	TBA
11/9/09	Indiana (Exh.)	Saint Joseph's	TBA

USI statistically in the GLVC in 2008-09 (as of 3/15/09)

Scoring Offense: 1 st	Rebounding Defense: 2 nd
Scoring Defense: 4 th	Rebounding Margin: 1 st
Scoring Margin: 1 st	Blocked Shots: 1 st
Free Throw Percentage: 10 th	Assists: 5 th
FG Percentage: 1 st	Steals: 1 st
FG Percentage Defense: 3 rd	Turnover Margin: 1 st
3-PT FG Percentage: 3 rd	Assist/Turnover Ratio: 7 th
3-PT FG Percentage Defense: 7 th	Offensive Rebounding: 2 nd
Rebounding Offense: 1 st	Defensive Rebounding: 3 rd
	3-PT FG Made: 8 th

Screaming Eagles Notes :

Next Games:

November 7 (Exhibition)

Southern Indiana vs. Southern Illinois

All-Time Series Record: SIU leads 0-3.

Since 2000: First Meeting.

Last Meeting: @#SIU 83, USI 70 (1984-85)

November 14 (Exhibition)

Southern Indiana vs. Centre

Series Record: *First Meeting*

Since 2000: *First Meeting*

Last Meeting: *First Meeting*

November 21 (Regular Season)

Southern Indiana vs. Harris-Stowe State

Series Record: USI leads 3-0.

Since 2000: USI leads 3-0

Last Year: @USI 103, HSSU 58

November 23 (Regular Season)

Southern Indiana vs. Tiffin

Series Record: USI leads 4-0.

Since 2000: USI leads 3-0.

Last Year: @USI 107, Tiffin 58

USI in 2008-09:

Overall record:	27- 7
GLVC record:	14- 3
Home record:	19- 2
Road Record:	6- 3
Neutral site record:	2- 2
Midwest Region Record:	20- 5
Playing at night:	18- 4
Playing during the day:	9- 2
Playing on Monday:	2- 0
Playing on Tuesday:	1- 0
Playing on Wednesday:	1- 0
Playing on Thursday:	5- 1
Playing on Friday:	4- 0
Playing on Saturday:	13- 4
Playing on Sunday:	1- 2
Leading at the half:	21- 4
Trailing at the half:	3- 3
Tied at the half:	3- 0
Playing in overtime:	2- 0
Playing in November:	7- 2
Playing in December:	5- 0
Playing in January:	7- 2
Playing in February:	6- 1
Playing in March:	2- 2
Outshooting opponent:	25- 2
Being outshot by opponent:	2- 5
USI outrebounds opponent:	26- 1
USI is outrebounded:	1- 6
Tied in rebounding	0- 0
Shooting better than 50%:	20- 1
Shooting less than 50%:	7- 6
Opponent has more turnovers:	17- 2
USI has more turnovers:	7- 4
Teams are tied in turnovers:	4- 1
USI scores under 70 points:	1- 6
USI scores 70-79 points:	5- 1
USI scores 80-89 points	10- 0
USI scores 90-99 points:	6- 0
USI scores 100 or more points:	5- 0
USI vs. Division II Teams:	22- 7
USI vs. non-GLVC:	7- 3
USI vs. NAIA:	4- 0
USI vs. USCAA:	0- 0
USI vs. NCCAA:	1- 0

USI in Exhibition Games since 1990

1990: USI-95, Lexington AAU-96 (L)	2001: USI-89, Tornatta Stars-81 (W) USI-84, Pella Windows-90 (L)
1991: USI -83, Derby AAU-82 (W)	2002: USI 116, Tornatta Stars 82 (W) USI-117, Akron Wingfoots-72 (W)
1992: USI-82, Cuba-77 (W)	2003: USI 76, UW-Milwaukee 99 (L) USI 125, Bradley Stars 75 (W)
1993: USI-124, Cook AAU-108 (W)	2004: USI 75, Evansville 88 (L) USI 62, Cincinnati 82 (L)
1994: USI-106, Latvia National-79 (W)	2005: USI 78, Tennessee 86 (L) USI 77, Louisville 82 (L)
1995: USI-107, Croatia Select-77 (W)	2006: USI 75, Evansville 77(L)
1996: USI-104, Athletes in Action-115 (L) USI-87, Trans Block Dinamo-62 (W)	2007: USI 104, Moose Tours 83 (W)
1997: USI-96, Ural Great-67 (W)	2008: USI 67, Evansville 71 (2 ot) (L)
1998: USI-101, Estonia Nat. -88 (W)	
1999: USI-110, World Basketball Opp. -83 (W)	
2000: USI -107, Tornatta Stars-103 (W) USI-94, Pella Windows-105 (L)	

USI's GLVC Season Notes:



Forecast is USI in fourth in 2009-10. The GLVC coaches forecast that USI will finish fourth in the new GLVC East Divisions that also features Bellarmine University, Northern Kentucky University, Kentucky Wesleyan College, and the University of Indianapolis.



Smith among leaders in the GLVC games. In the GLVC games only last year, senior guard **Jamar Smith** ranked fourth in scoring; sixth in steals; **first in three-point field goal percentage**; **first in three-point field goals made**; and 15th in assists.



USI was ranked 1st in GLVC stats. USI ranked first in eight GLVC statistical categories during 2008-09.



USI vs. GLVC since 1992-93. The Eagles have been dominating in the GLVC since 1992-93, posting a regular season conference record of 260-68 (.793). Between 1992 and 2008, USI has had at least 14 wins 16 times, posted 16 or more wins eight times, and won seven regular season conference titles.



Against the West Division in 2008-09. The Eagles finished the conference schedule with a 9-1 record against the West Division during 2008-09.



Against the East Division in 2008-09. USI finished its games against the GLVC East Division with a 5-2 record last year. The Eagles is 19-8 since the league went to divisions in 2005-06.

USI Season Notes:



National Preseason Polls. USI was shut out of the 2009-10 preseason polls, but was recognized a "break through team" by the *Sporting News*. This is the first time since 1992-93 that the Eagles have not been ranked in a top 10, 20, or 25 preseason poll.



Smith named to Daktronics All-Region team. USI senior guard **Jamar Smith** was named to the Daktronics second team All-Midwest Region in a vote of the region's Division II College Sports Information Directors of America.



USI had three named All-GLVC in 2008-09. USI had three players named All-GLVC in a vote of the conference head coaches. Senior guard **Jamar Smith** was named to the first team, while forwards **Anthony Pimble** and forward **Brandon Russ** were named second team and third team, respectively.



Smith hits from long range. USI senior guard **Jamar Smith** hit 81 three-point field goals in 21 games in the second half of 2008-09. Smith averaged 3.9 three-point field goals per game and dropped in five-or-more long range shots in a game eight times.



Bradshaw set the tone on defense. USI senior forward **Tyrone Bradshaw** set the tone on the Eagles defense with 76 blocks in 2008-09. He ranked second in the GLVC with 2.2 per game. Bradshaw's season-best game was six versus Lewis University.



Lewis had USI's best day on the glass. USI senior center **Jeron Lewis** had the Eagles best day on the boards in 2008-09 with 13 versus Saint Joseph's College. He also had a 12 rebound performance against Rockhurst University in the first round of the NCAA II Tournament.



Eagles was 19th to end regular season. USI fell to 19th in the final NABC/ Division II Top 25 poll in 2008-09. The GLVC also was represented by Northern Kentucky University (9th) and Bellarmine University (18th).



Eagles reach 27 wins. USI reached the 27-win plateau fifth time in six seasons. The Eagles also have attained at least 25-wins six times in seven seasons and 20-wins 16 times in 17 years. USI has won at least 25 games 13 times in the last 17 seasons. The Eagles are 431-104 (.806) since 1992-93.



Home-Sweet-Home. USI is 253-22 (.920) at home since 1992-93 when playing at the PAC. The Eagles were 19-2 during the 19-game home schedule and the GLVC Tournament in 2008-09



USI leaders at the home. Senior guard **Jamar Smith** lead the Eagles at the PAC with 18.1 points per game. Smith was followed by senior guard **Marvin Gray** with 12.7 points and 11.1 points, respectively.



USI leaders away from the PAC. Senior forward **Jamar Smith** was USI's leading scorer away from home last year with 19.3 points per game.



Eagles get defensive in 2008-09. USI was stingy on the defensive end of the floor in 2008-09. The opponents were held to less than 70 points in 21 of the 34 games and to an average of 66.7. USI allowed 65.4 points per game at home, but 67.5 points per contest away from the PAC.



The century mark. The Eagles went over the 100-point mark five times last year. USI is 112-3 (.974) when they score 100 or more points and 12-3 (.800) when both teams score 100 or more since 1992-93. USI has won the last 58 games when it has posted 100 or more points.



The magic number is 70. USI is 231-40 (.852) when scoring 70 points or more in a game since 1999-2000. The Eagles are just 15-30 (.333) when scoring less than 70 during the last nine years



USI versus ranked teams. USI is 2-4 against ranked teams in 2008-09. The Eagles are 40-35 (.533) since 1992-93 versus the top 25.



USI in overtime. The Eagle was 2-0 in overtime last year and are 25-16 (.610) in overtime since the beginning of the program in 1970-71.

2008-09 Final USI Statistics

RECORD:	OVERALL	HOME	AWAY	NEUTRAL
ALL GAMES.....	(27-7)	(19-2)	(6-3)	(2-2)
CONFERENCE.....	(14-3)	(8-1)	(6-2)	(0-0)
NON-CONFERENCE.....	(13-4)	(11-1)	(0-1)	(2-2)

##	Player	GP-GS	Min--Avg	---TOTAL---		---3-PTS---		FT-FTA	Pct	---REBOUNDS---				PF	FO	A	TO	Blk	Stl	Pts	Avg
				FG-FGA	Pct	3FG-FGA	Pct			Off	Def	Tot	Avg								
02	Smith, Jamar.....	21-15	695 33.1	133-282	.472	81-170	.476	42-55	.764	12	41	53	2.5	27	0	53	35	4	36	389	18.5
23	Russ, Brandon.....	33-15	745 22.6	162-240	.675	0-1	.000	98-172	.570	48	103	151	4.6	88	1	30	78	13	26	422	12.8
24	Pimble, Anthony....	34-34	816 24.0	148-261	.567	27-72	.375	85-104	.817	61	74	135	4.0	88	2	71	74	18	58	408	12.0
10	Gray, Marvin.....	33-33	831 25.2	129-276	.467	30-76	.395	71-97	.732	22	82	104	3.2	80	1	140	90	0	57	359	10.9
12	Love, Kenny.....	19-19	424 22.3	53-144	.368	27-83	.325	19-23	.826	8	31	39	2.1	21	0	36	19	0	22	152	8.0
01	Bradshaw, Tyrone...	34-0	606 17.8	106-178	.596	3-11	.273	53-73	.726	44	94	138	4.1	62	0	39	47	76	21	268	7.9
31	Carr, Brandon.....	34-34	731 21.5	107-189	.566	3-15	.200	36-55	.655	70	109	179	5.3	74	0	36	50	22	31	253	7.4
40	Lewis, Jeron.....	34-19	428 12.6	86-136	.632	0-0	.000	37-55	.673	57	69	126	3.7	45	0	23	37	15	11	209	6.1
03	Gant, Kevin.....	34-1	602 17.7	43-89	.483	13-32	.406	22-25	.880	7	44	51	1.5	39	0	58	42	0	30	121	3.6
05	Hogg, Brandon.....	29-0	245 8.4	26-67	.388	13-32	.406	16-28	.571	11	20	31	1.1	25	0	20	24	1	14	81	2.8
34	Duncheon, Nick.....	14-0	94 6.7	11-30	.367	6-14	.429	9-12	.750	7	5	12	0.9	10	0	3	5	3	5	37	2.6
44	Stoll, Isaac.....	34-0	427 12.6	20-61	.328	4-30	.133	14-27	.519	27	68	95	2.8	47	1	33	21	6	23	58	1.7
33	Owen, Brent.....	17-0	61 3.6	8-16	.500	1-7	.143	8-12	.667	1	10	11	0.6	4	0	1	5	0	2	25	1.5
30	Holscher, Levi.....	13-0	41 3.2	3-7	.429	2-5	.400	7-8	.875	2	2	4	0.3	2	0	5	4	0	7	15	1.2
51	Cunningham, George.	24-0	128 5.3	10-25	.400	0-1	.000	6-12	.500	16	17	33	1.4	17	0	5	11	5	3	26	1.1
TEAM.....										29	49	78	2.4	0		1					
Total.....		34	6874	1045-2001	.522	210-549	.383	523-758	.690	422	818	1240	36.5	629	5	553	543	163	346	2823	83.0
Opponents.....		34	6875	803-1891	.425	220-639	.344	442-615	.719	362	665	1027	30.2	680	-	377	669	71	253	2268	66.7

TEAM STATISTICS	USI	OPP	DATE	OPPONENT	W/L	SCORE	ATTEND
SCORING.....	2823	2268	+11/07/08	vs Saint Martin's	W	OT 99-95	230
Points per game.....	83.0	66.7	+11/08/08	vs Minnesota State	L	60-68	289
Scoring margin.....	+16.3	-	+11/09/08	vs Bentley	L	54-56	281
FIELD GOALS-ATT.....	1045-2001	803-1891	11/15/08	URBANA	W	93-54	1800
Field goal pct.....	.522	.425	11/18/08	HARRIS-STOWE STATE	W	103-58	1650
3 POINT FG-ATT.....	210-549	220-639	11/22/08	SAINT FRANCIS	W	102-58	1900
3-point FG pct.....	.383	.344	11/24/08	MISSOURI BAPTIST	W	83-39	1600
3-pt FG made per game.	6.2	6.5	>11/28/08	KING COLLEGE	W	87-64	1500
FREE THROWS-ATT.....	523-758	442-615	>11/29/08	FLORIDA SOUTHERN	W	89-88	1700
Free throw pct.....	.690	.719	*12/4/08	at Lewis Flyers	W	73-67	950
F-Throws made per game	15.4	13.0	*12/6/08	at Wisconsin-Parkside	W	83-58	419
REBOUNDS.....	1240	1027	12/13/08	TEMPLE BAPTIST	W	130-57	1300
Rebounds per game.....	36.5	30.2	12/20/08	MARYVILLE	W	92-55	1300
Rebounding margin.....	+6.3	-	12/30/08	TIFFIN	W	107-58	1500
ASSISTS.....	553	377	*1/2/09	SAINT JOSEPH'S	W	81-62	2009
Assists per game.....	16.3	11.1	*1/4/09	INDIANAPOLIS	W	87-74	1900
TURNOVERS.....	543	669	*1/8/09	NORTHERN KENTUCKY	W	83-78	1900
Turnovers per game....	16.0	19.7	*1/10/09	at Bellarmine	L	68-82	2600
Turnover margin.....	+3.7	-	*1/15/09	KENTUCKY WESLEYAN	L	63-69	2500
Assist/turnover ratio.	1.0	0.6	*1/22/09	MISSOURI-ST. LOUIS	W	93-86	1800
STEALS.....	346	253	*1/24/09	ROCKHURST	W	O2 98-92	1800
Steals per game.....	10.2	7.4	1/26/09	LAKE ERIE	W	100-58	960
BLOCKS.....	163	71	*1/31/09	at Missouri S&T	W	74-63	750
Blocks per game.....	4.8	2.1	*2/5/09	QUINCY	W	85-64	1700
ATTENDANCE.....	37219	12156	*2/7/09	DRURY	W	84-71	2400
Home games-Avg/Game...	21-1772	9-1190	*2/14/09	at Quincy	L	71-74	1476
Neutral site-Avg/Game.	-	4-361	*2/19/09	at Missouri-St. Louis	W	81-54	712
			*2/21/09	MISSOURI S&T	W	94-73	2000
SCORE BY PERIODS:	1st	2nd	OT	OT2	Total		
Southern Indiana....	1362	1425	21	15	-	2823	
Opponents.....	1101	1141	17	9	-	2268	

* = GLVC GAMES
+ = Disney Tip-Off Classic
> = Bill Joergens Memorial Tournament
= GLVC Tournament
! = NCAA II Tournament

University of Southern Indiana
 Southern Indiana Overall/Conference Statistics (as of Mar 19, 2009)
 All games

SUMMARY	OVERALL STATISTICS										CONFERENCE STATISTICS									
	GP-GS	Min/G	FG%	3PT%	FT%	R/G	A/G	STL	BLK	PTS/G	GP-GS	Min/G	FG%	3PT%	FT%	R/G	A/G	STL	BLK	PTS/G
Smith, Jamar.....	21-15	33.1	.472	.476	.764	2.5	2.5	36	4	18.5	15-10	33.1	.513	.541	.711	2.6	2.8	25	4	18.9
Russ, Brandon.....	33-15	22.6	.675	.000	.570	4.6	0.9	26	13	12.8	17-8	24.6	.667	.000	.521	4.9	0.7	8	5	12.5
Pimble, Anthony.....	34-34	24.0	.567	.375	.817	4.0	2.1	58	18	12.0	17-17	25.8	.566	.394	.909	4.1	2.2	24	10	11.8
Gray, Marvin.....	33-33	25.2	.467	.395	.732	3.2	4.2	57	0	10.9	17-17	27.5	.411	.250	.797	3.2	4.4	30	0	10.9
Love, Kenny.....	19-19	22.3	.368	.325	.826	2.1	1.9	22	0	8.0	7-7	23.4	.340	.267	.750	2.3	1.3	7	0	7.6
Bradshaw, Tyrone....	34-0	17.8	.596	.273	.726	4.1	1.1	21	76	7.9	17-0	19.1	.646	.333	.750	4.8	1.2	12	38	9.2
Carr, Brandon.....	34-34	21.5	.566	.200	.655	5.3	1.1	31	22	7.4	17-17	21.5	.612	.000	.600	5.0	1.0	11	7	7.5
Lewis, Jeron.....	34-19	12.6	.632	.000	.673	3.7	0.7	11	15	6.1	17-9	10.6	.617	.000	.529	2.6	0.8	2	8	3.9
Gant, Kevin.....	34-1	17.7	.483	.406	.880	1.5	1.7	30	0	3.6	17-0	16.3	.500	.462	.833	1.4	1.1	13	0	3.3
Hogg, Brandon.....	29-0	8.4	.388	.406	.571	1.1	0.7	14	1	2.8	13-0	3.8	.182	.200	.000	0.3	0.3	1	0	0.4
Duncheon, Nick.....	14-0	6.7	.367	.429	.750	0.9	0.2	5	3	2.6	3-0	2.7	.000	.000	.750	0.7	0.0	0	0	1.0
Stoll, Isaac.....	34-0	12.6	.328	.133	.519	2.8	1.0	23	6	1.7	17-0	11.9	.214	.000	.417	2.6	0.9	5	1	0.6
Owen, Brent.....	17-0	3.6	.500	.143	.667	0.6	0.1	2	0	1.5	6-0	1.5	.500	.500	.250	0.5	0.0	0	0	0.7
Holscher, Levi.....	13-0	3.2	.429	.400	.875	0.3	0.4	7	0	1.2	4-0	1.5	.000	.000	1.000	0.3	0.0	2	0	0.5
Cunningham, George..	24-0	5.3	.400	.000	.500	1.4	0.2	3	5	1.1	12-0	3.6	.250	.000	.000	0.7	0.3	0	1	0.2
Total.....	34		.522	.383	.690	36.5	16.3	346	163	83.0	17		.531	.402	.683	35.0	15.8	140	74	80.6
Opponents.....	34		.425	.344	.719	30.2	11.1	253	71	66.7	17		.436	.361	.722	30.0	11.5	130	33	70.1

SCORING	OVERALL STATISTICS										CONFERENCE STATISTICS									
	FG-FGA	FG%	3FG-FGA	3PT%	FT-FTA	FT%	PTS	PTS/G	FG-FGA	FG%	3FG-FGA	3PT%	FT-FTA	FT%	PTS	PTS/G				
Smith, Jamar.....	133-282	.472	81-170	.476	42-55	.764	389	18.5	98-191	.513	60-111	.541	27-38	.711	283	18.9				
Russ, Brandon.....	162-240	.675	0-1	.000	98-172	.570	422	12.8	82-123	.667	0-0	.000	49-94	.521	213	12.5				
Pimble, Anthony.....	148-261	.567	27-72	.375	85-104	.817	408	12.0	69-122	.566	13-33	.394	50-55	.909	201	11.8				
Gray, Marvin.....	129-276	.467	30-76	.395	71-97	.732	359	10.9	65-158	.411	9-36	.250	47-59	.797	186	10.9				
Love, Kenny.....	53-144	.368	27-83	.325	19-23	.826	152	8.0	18-53	.340	8-30	.267	9-12	.750	53	7.6				
Bradshaw, Tyrone....	106-178	.596	3-11	.273	53-73	.726	268	7.9	64-99	.646	1-3	.333	27-36	.750	156	9.2				
Carr, Brandon.....	107-189	.566	3-15	.200	36-55	.655	253	7.4	52-85	.612	0-6	.000	24-40	.600	128	7.5				
Lewis, Jeron.....	86-136	.632	0-0	.000	37-55	.673	209	6.1	29-47	.617	0-0	.000	9-17	.529	67	3.9				
Gant, Kevin.....	43-89	.483	13-32	.406	22-25	.880	121	3.6	20-40	.500	6-13	.462	10-12	.833	56	3.3				
Hogg, Brandon.....	26-67	.388	13-32	.406	16-28	.571	81	2.8	2-11	.182	1-5	.200	0-0	.000	5	0.4				
Duncheon, Nick.....	11-30	.367	6-14	.429	9-12	.750	37	2.6	0-0	.000	0-0	.000	3-4	.750	3	1.0				
Stoll, Isaac.....	20-61	.328	4-30	.133	14-27	.519	58	1.7	3-14	.214	0-6	.000	5-12	.417	11	0.6				
Owen, Brent.....	8-16	.500	1-7	.143	8-12	.667	25	1.5	1-2	.500	1-2	.500	1-4	.250	4	0.7				
Holscher, Levi.....	3-7	.429	2-5	.400	7-8	.875	15	1.2	0-0	.000	0-0	.000	2-2	1.000	2	0.5				
Cunningham, George..	10-25	.400	0-1	.000	6-12	.500	26	1.1	1-4	.250	0-1	.000	0-0	.000	2	0.2				
Total.....	1045-2001	.522	210-549	.383	523-758	.690	2823	83.0	504-949	.531	99-246	.402	263-385	.683	1370	80.6				
Opponents.....	803-1891	.425	220-639	.344	442-615	.719	2268	66.7	418-959	.436	114-316	.361	242-335	.722	1192	70.1				

TOTALS	OVERALL STATISTICS										CONFERENCE STATISTICS									
	O-REB	D-REB	TOTAL	PF	FO	A	TO	A/TO	Hi	Pts	O-REB	D-REB	TOTAL	PF	FO	A	TO	A/TO	Hi	Pts
Smith, Jamar.....	12	41	53	27	0	53	35	1.5	29		9	30	39	19	0	42	27	1.6	29	
Russ, Brandon.....	48	103	151	88	1	30	78	0.4	26		23	60	83	53	1	12	40	0.3	22	
Pimble, Anthony.....	61	74	135	88	2	71	74	1.0	25		32	38	70	45	2	38	41	0.9	25	
Gray, Marvin.....	22	82	104	80	1	140	90	1.6	26		10	44	54	47	0	74	48	1.5	21	
Love, Kenny.....	8	31	39	21	0	36	19	1.9	19		6	10	16	9	0	9	9	1.0	15	
Bradshaw, Tyrone....	44	94	138	62	0	39	47	0.8	18		27	54	81	38	0	20	31	0.6	14	
Carr, Brandon.....	70	109	179	74	0	36	50	0.7	16		28	57	85	40	0	17	24	0.7	16	
Lewis, Jeron.....	57	69	126	45	0	23	37	0.6	18		17	28	45	23	0	14	19	0.7	12	
Gant, Kevin.....	7	44	51	39	0	58	42	1.4	11		2	21	23	18	0	19	19	1.0	11	
Hogg, Brandon.....	11	20	31	25	0	20	24	0.8	12		0	4	4	5	0	4	7	0.6	3	
Duncheon, Nick.....	7	5	12	10	0	3	5	0.6	9		1	1	2	2	0	0	1	0.0	3	
Stoll, Isaac.....	27	68	95	47	1	33	21	1.6	7		7	38	45	28	1	16	11	1.5	4	
Owen, Brent.....	1	10	11	4	0	1	5	0.2	8		1	2	3	1	0	0	2	0.0	3	
Holscher, Levi.....	2	2	4	2	0	5	4	1.3	5		1	0	1	0	0	0	1	0.0	2	
Cunningham, George..	16	17	33	17	0	5	11	0.5	6		5	3	8	6	0	3	3	1.0	2	
Total.....	422	818	1240	629	5	553	543	1.0	130		185	410	595	334	4	268	283	0.9	98	
Opponents.....	362	665	1027	680	-	377	669	0.6	95		184	326	510	344	12	196	288	0.7	92	

Opponent	Date	Score	WL	BRADSHAW, SMITH, JAM	GANT, KEVI	HOGG, BRAN	GRAY, MARV	LOVE, KENN	RUSS, BRAN	PIMBLE, AN	HOLSCHER,
DRURY	2/7/09	84-71	W	14- 4- 0	29- 2- 3	0- 0- 0	4- 1- 4	DNP	16- 6- 0	15- 4- 2	0- 0- 0
at Quincy	2/14/09	71-74	L	12- 7- 0	14- 1- 2	2- 1- 0	0- 0- 1	8- 2- 3	DNP	11- 6- 1	16- 7- 0
at Missouri-St. Louis	2/19/09	81-54	W	12- 3- 0	21- 3- 4	8- 1- 1	2- 0- 0	8- 1- 4	DNP	16- 5- 0	2- 4- 8
MISSOURI S&T	2/21/09	94-73	W	10- 6- 2	29- 9- 3	0- 0- 1	0- 0- 0	4- 4-10	DNP	22- 9- 0	13- 1- 3
at Drury	2/25/09	76-69	W	8- 6- 4	28- 4- 8	2- 3- 0	DNP	11- 3- 2	DNP	6- 4- 1	15- 8- 3
at Rockhurst	2/28/09	76-56	W	12- 6- 3	18- 0- 2	0- 0- 1	DNP	12- 6- 5	DNP	8- 3- 0	10- 3- 2
LEWIS FLYERS	3/6/09	67-61	W	0- 0- 0	18- 4- 1	0- 2- 2	DNP	15- 7- 4	DNP	13- 4- 2	7- 3- 2
BELLARMIN	3/07/09	50-54	L	1- 3- 1	16- 1- 1	2- 2- 1	2- 1- 0	2- 1- 0	DNP	9- 2- 2	12- 7- 3
vs Rockhurst	3/14/09	78-72	W	6- 1- 0	21- 3- 3	7- 2- 5	0- 0- 0	DNP	DNP	10-12- 4	DNP
at Findlay	3/15/09	59-81	L	7- 2- 0	17- 0- 3	5- 2- 2	0- 0- 1	13- 1- 3	DNP	6- 1- 0	5- 3- 1

Opponent	Date	Score	WL	31 CARR, BRAN	33 OWEN, BREN	34 DUNCHEON,	40 LEWIS, JER	44 STOLL, ISA	51 CUNNINGHA
vs Saint Martin's	11/07/08	99-95	WO	6- 3- 0	DNP	0- 1- 1	10- 2- 1	7- 3- 5	4- 3- 0
vs Minnesota State	11/08/08	60-68	L	11- 0- 0	DNP	2- 0- 0	4- 7- 1	1- 3- 0	0- 0- 0
vs Bentley	11/09/08	54-56	L	2- 4- 1	DNP	0- 0- 0	5- 3- 0	3- 2- 0	0- 1- 1
URBANA	11/15/08	93-54	W	5- 6- 1	4- 1- 0	5- 2- 0	3- 4- 0	2- 1- 0	5- 3- 0
HARRIS-STOWE STATE	11/18/08	103-58	W	7- 5- 2	0- 0- 0	4- 1- 0	16- 9- 0	0- 4- 1	DNP
SAINT FRANCIS	11/22/08	102-58	W	6-10- 1	2- 0- 0	1- 1- 0	13- 6- 1	4- 6- 2	DNP
MISSOURI BAPTIST	11/24/08	83-39	W	6- 5- 0	0- 0- 0	2- 0- 0	6- 5- 1	4- 3- 1	DNP
KING COLLEGE	11/28/08	87-64	W	9- 6- 0	0- 1- 0	3- 0- 0	13- 5- 1	4- 2- 1	0- 3- 0
FLORIDA SOUTHERN	11/29/08	89-88	W	5- 7- 3	DNP	DNP	9- 3- 1	7- 3- 1	0- 1- 0
at Lewis Flyers	12/4/08	73-67	W	8- 6- 1	DNP	DNP	4- 3- 1	0- 4- 1	DNP
at Wisconsin-Parkside	12/6/08	83-58	W	2- 1- 1	0- 0- 0	3- 1- 0	10- 6- 3	1- 3- 1	0- 0- 0
TEMPLE BAPTIST	12/13/08	130-57	W	12- 3- 1	2- 2- 0	8- 0- 1	18- 5- 1	7- 4- 2	4- 5- 0
MARYVILLE	12/20/08	92-55	W	6- 4- 2	8- 1- 0	0- 1- 0	8- 7- 0	0- 5- 2	3- 2- 0
TIFFIN	12/30/08	107-58	W	11- 5- 1	3- 2- 1	9- 4- 1	6- 3- 1	3- 4- 0	2- 2- 0
SAINT JOSEPH'S	1/2/09	81-62	W	9- 1- 1	0- 0- 0	0- 0- 0	6-13- 2	0- 3- 0	0- 3- 1
INDIANAPOLIS	1/4/09	87-74	W	10- 4- 1	DNP	DNP	12- 8- 0	2- 4- 1	0- 2- 0
NORTHERN KENTUCKY	1/8/09	83-78	W	3- 3- 1	DNP	DNP	2- 0- 3	2- 5- 0	DNP
at Bellarmine	1/10/09	68-82	L	8- 4- 1	DNP	0- 1- 0	2- 0- 1	0- 2- 0	DNP
KENTUCKY WESLEYAN	1/15/09	63-69	L	9- 6- 2	DNP	DNP	5- 3- 1	2- 1- 0	0- 0- 0
MISSOURI-ST. LOUIS	1/22/09	93-86	W	11- 9- 2	DNP	DNP	2- 0- 0	4- 3- 1	0- 0- 1
ROCKHURST	1/24/09	98-92	WO	8- 8- 0	DNP	DNP	4- 1- 0	0- 0- 0	DNP
LAKE ERIE	1/26/09	100-58	W	7- 3- 1	2- 1- 0	DNP	14- 5- 1	0- 4- 2	0- 3- 1
at Missouri S&T	1/31/09	74-63	W	2- 6- 0	DNP	DNP	3- 2- 1	0- 0- 0	0- 0- 1
QUINCY	2/5/09	85-64	W	8- 5- 1	0- 0- 0	DNP	7- 2- 0	0- 1- 1	2- 0- 0
DRURY	2/7/09	84-71	W	5- 6- 0	1- 1- 0	DNP	0- 0- 0	0- 5- 3	0- 0- 0
at Quincy	2/14/09	71-74	L	6- 2- 1	DNP	DNP	2- 3- 0	0- 2- 0	DNP
at Missouri-St. Louis	2/19/09	81-54	W	10- 8- 2	0- 0- 0	DNP	2- 1- 0	0- 6- 2	0- 2- 0
MISSOURI S&T	2/21/09	94-73	W	7- 4- 1	3- 2- 0	DNP	6- 0- 1	0- 0- 0	0- 0- 0
at Drury	2/25/09	76-69	W	6- 4- 0	DNP	DNP	0- 0- 0	0- 1- 3	0- 0- 0
at Rockhurst	2/28/09	76-56	W	16- 8- 2	DNP	DNP	0- 3- 1	0- 5- 3	0- 1- 0
LEWIS FLYERS	3/6/09	67-61	W	10- 9- 2	DNP	DNP	4- 3- 0	0- 0- 0	DNP
BELLARMIN	3/07/09	50-54	L	6-11- 2	0- 0- 0	DNP	0- 1- 0	0- 1- 0	DNP
vs Rockhurst	3/14/09	78-72	W	10- 7- 1	DNP	DNP	13-12- 0	5- 3- 0	6- 1- 0
at Findlay	3/15/09	59-81	L	6- 6- 1	0- 0- 0	DNP	0- 1- 0	0- 2- 0	0- 1- 0

Southern Indiana Game-by-Game Highs (as of Mar 19, 2009)
All games

Opponent	Date	Score	WL	POINTS	REBOUNDS	ASSISTS	STEALS	BLOCKED SHOTS
vs Saint Martin's	11/07/08	99-95	WO	19-Love, Kenny	6-Russ, Brandon	8-Gray, Marvin	2-Love, Kenny	5-Bradshaw, Tyr
vs Minnesota State	11/08/08	60-68	L	15-Russ, Brandon	7-Lewis, Jeron	4-Gray, Marvin	3-Gray, Marvin	5-Bradshaw, Tyr
vs Bentley	11/09/08	54-56	L	20-Pimble, Antho	5-Russ, Brandon	3-Gray, Marvin	2-Cunningham, G	3-Pimble, Antho
URBANA	11/15/08	93-54	W	16-Pimble, Antho	6-Russ, Brandon	5-Gray, Marvin	4-Holscher, Lev	3-Russ, Brandon
HARRIS-STOWE STATE	11/18/08	103-58	W	22-Russ, Brandon	9-Lewis, Jeron	5-Gray, Marvin	5-Pimble, Antho	3-Bradshaw, Tyr
SAINT FRANCIS	11/22/08	102-58	W	18-Bradshaw, Tyr	10-Carr, Brandon	5-Love, Kenny	3-Pimble, Antho	3-Carr, Brandon
MISSOURI BAPTIST	11/24/08	83-39	W	26-Russ, Brandon	8-Bradshaw, Tyr	4-Gray, Marvin	4-Gray, Marvin	4-Bradshaw, Tyr
KING COLLEGE	11/28/08	87-64	W	14-Gray, Marvin	8-Bradshaw, Tyr	8-Gray, Marvin	2-Gray, Marvin	1-Lewis, Jeron
FLORIDA SOUTHERN	11/29/08	89-88	W	26-Gray, Marvin	7-Carr, Brandon	3-Carr, Brandon	4-Gray, Marvin	1-Bradshaw, Tyr
at Lewis Flyers	12/4/08	73-67	W	17-Gray, Marvin	7-Russ, Brandon	3-Pimble, Antho	2-Lewis, Jeron	1-Bradshaw, Tyr
at Wisconsin-Parkside	12/6/08	83-58	W	17-Pimble, Antho	6-Lewis, Jeron	4-Gray, Marvin	3-Gray, Marvin	1-Lewis, Jeron
TEMPLE BAPTIST	12/13/08	130-57	W	23-Russ, Brandon	7-Russ, Brandon	7-Gant, Kevin	4-Love, Kenny	1-Cunningham, G
MARYVILLE	12/20/08	92-55	W	14-Russ, Brandon	7-Lewis, Jeron	3-Holscher, Lev	5-Pimble, Antho	3-Bradshaw, Tyr

Opponent	Date	Score	WL	POINTS	REBOUNDS	ASSISTS	STEALS	BLOCKED SHOTS
TIFFIN	12/30/08	107-58	W	16-Pimble, Antho	5-Carr, Brandon	3-Love, Kenny	3-Pimble, Antho Love, Kenny Hogg, Brandon Smith, Jamar	1-Bradshaw, Tyr Pimble, Antho
SAINT JOSEPH'S	1/2/09	81-62	W	14-Bradshaw, Tyr	13-Lewis, Jeron	3-Smith, Jamar Gray, Marvin	3-Gray, Marvin Gant, Kevin	2-Lewis, Jeron
INDIANAPOLIS	1/4/09	87-74	W	17-Smith, Jamar	8-Lewis, Jeron	4-Pimble, Antho Gray, Marvin	4-Pimble, Antho	1-Lewis, Jeron Carr, Brandon Bradshaw, Tyr Pimble, Antho
NORTHERN KENTUCKY	1/8/09	83-78	W	19-Russ, Brandon	5-Bradshaw, Tyr Stoll, Isaac	3-Lewis, Jeron	2-Gray, Marvin Smith, Jamar	1-Stoll, Isaac Russ, Brandon Bradshaw, Tyr
at Bellarmine	1/10/09	68-82	L	21-Smith, Jamar	4-Carr, Brandon Love, Kenny	5-Gray, Marvin	3-Gray, Marvin	3-Bradshaw, Tyr
KENTUCKY WESLEYAN	1/15/09	63-69	L	15-Love, Kenny	6-Carr, Brandon	4-Gray, Marvin	3-Love, Kenny Gray, Marvin	2-Bradshaw, Tyr
MISSOURI-ST. LOUIS	1/22/09	93-86	W	25-Smith, Jamar	9-Carr, Brandon	8-Gray, Marvin	3-Smith, Jamar	2-Bradshaw, Tyr
ROCKHURST	1/24/09	98-92	WO	25-Pimble, Antho	12-Bradshaw, Tyr	7-Gray, Marvin	2-Gray, Marvin	3-Bradshaw, Tyr
LAKE ERIE	1/26/09	100-58	W	23-Smith, Jamar	6-Gray, Marvin Pimble, Antho	7-Gray, Marvin	2-Smith, Jamar Stoll, Isaac	3-Pimble, Antho
at Missouri S&T	1/31/09	74-63	W	15-Pimble, Antho	9-Russ, Brandon	4-Smith, Jamar	2-Smith, Jamar Pimble, Antho	4-Bradshaw, Tyr
QUINCY	2/5/09	85-64	W	21-Gray, Marvin	5-Carr, Brandon	4-Gray, Marvin	5-Pimble, Antho	1-Bradshaw, Tyr
DRURY	2/7/09	84-71	W	29-Smith, Jamar	6-Carr, Brandon Russ, Brandon	4-Gray, Marvin	3-Smith, Jamar	5-Bradshaw, Tyr
at Quincy	2/14/09	71-74	L	16-Pimble, Antho	7-Bradshaw, Tyr Pimble, Antho	3-Gray, Marvin	5-Bradshaw, Tyr	2-Bradshaw, Tyr
at Missouri-St. Louis	2/19/09	81-54	W	21-Smith, Jamar	8-Carr, Brandon	8-Pimble, Antho	1-Smith, Jamar Gray, Marvin Bradshaw, Tyr Russ, Brandon Pimble, Antho	2-Pimble, Antho
MISSOURI S&T	2/21/09	94-73	W	29-Smith, Jamar	9-Russ, Brandon Smith, Jamar	10-Gray, Marvin	3-Smith, Jamar	2-Pimble, Antho Bradshaw, Tyr
at Drury	2/25/09	76-69	W	28-Smith, Jamar	8-Pimble, Antho	8-Smith, Jamar	2-Carr, Brandon Smith, Jamar	2-Bradshaw, Tyr
at Rockhurst	2/28/09	76-56	W	18-Smith, Jamar	8-Carr, Brandon	5-Gray, Marvin	5-Gray, Marvin	1-Pimble, Antho
LEWIS FLYERS	3/6/09	67-61	W	18-Smith, Jamar	9-Carr, Brandon	4-Gray, Marvin	5-Carr, Brandon	2-Carr, Brandon
BELLARMINE	3/07/09	50-54	L	16-Smith, Jamar	11-Carr, Brandon	3-Pimble, Antho	1-Carr, Brandon Russ, Brandon Gray, Marvin Smith, Jamar Gant, Kevin	2-Bradshaw, Tyr
vs Rockhurst	3/14/09	78-72	W	21-Smith, Jamar	12-Lewis, Jeron Pimble, Antho	5-Gant, Kevin	2-Smith, Jamar	None
at Findlay	3/15/09	59-81	L	17-Smith, Jamar	6-Carr, Brandon	3-Gray, Marvin Smith, Jamar	2-Smith, Jamar	4-Bradshaw, Tyr

Southern Indiana Team High/Low Analysis (as of Mar 19, 2009)
All games

Southern Indiana - TEAM GAME HIGHS

POINTS.....	130	TEMPLE BAPTIST (12/13/08)
FIELD GOALS MADE.....	49	TEMPLE BAPTIST (12/13/08)
FIELD GOAL ATTEMPTS.....	81	MARYVILLE (12/20/08)
FIELD GOAL PERCENTAGE.....	.690 (49-71)	TEMPLE BAPTIST (12/13/08)
3 PT FIELD GOALS MADE.....	12	TEMPLE BAPTIST (12/13/08)
3 PT FG ATTEMPTS.....	23	TIFFIN (12/30/08)
	23	MARYVILLE (12/20/08)
3 PT FG PERCENTAGE.....	.688 (11-16)	LAKE ERIE (1/26/09)
FREE THROWS MADE.....	26	at Wisconsin-Parkside (12/6/08)
	26	vs Saint Martin's (11/07/08)
FREE THROW ATTEMPTS.....	41	vs Saint Martin's (11/07/08)
FREE THROW PERCENTAGE.....	1.000 (8-8)	at Drury (2/25/09)
	1.000 (7-7)	MARYVILLE (12/20/08)
REBOUNDS.....	50	SAINT JOSEPH'S (1/2/09)
ASSISTS.....	31	TEMPLE BAPTIST (12/13/08)
STEALS.....	23	MARYVILLE (12/20/08)
BLOCKED SHOTS.....	11	vs Minnesota State (11/08/08)
TURNOVERS.....	22	SAINT JOSEPH'S (1/2/09)
	22	vs Bentley (11/09/08)
FOULS.....	28	vs Bentley (11/09/08)

Opponent - GAME HIGHS

POINTS.....	95	vs Saint Martin's (11/07/08)
FIELD GOALS MADE.....	33	ROCKHURST (1/24/09)
FIELD GOAL ATTEMPTS.....	73	ROCKHURST (1/24/09)
FIELD GOAL PERCENTAGE.....	.578 (26-45)	at Findlay (3/15/09)

3 PT FIELD GOALS MADE.....	14	ROCKHURST (1/24/09)
	14	FLORIDA SOUTHERN (11/29/08)
3 PT FG ATTEMPTS.....	31	ROCKHURST (1/24/09)
3 PT FG PERCENTAGE.....	.778 (7-9)	HARRIS-STOWE STATE (11/18/08)
FREE THROWS MADE.....	27	vs Saint Martin's (11/07/08)
FREE THROW ATTEMPTS.....	33	vs Saint Martin's (11/07/08)
FREE THROW PERCENTAGE.....	1.000 (16-16)	FLORIDA SOUTHERN (11/29/08)
REBOUNDS.....	42	vs Minnesota State (11/08/08)
ASSISTS.....	23	at Drury (2/25/09)
STEALS.....	11	MISSOURI S&T (2/21/09)
	11	QUINCY (2/5/09)
	11	INDIANAPOLIS (1/4/09)
	11	SAINT JOSEPH'S (1/2/09)
	11	at Lewis Flyers (12/4/08)
	11	URBANA (11/15/08)
	11	vs Bentley (11/09/08)
BLOCKED SHOTS.....	9	FLORIDA SOUTHERN (11/29/08)
TURNOVERS.....	34	TIFFIN (12/30/08)
FOULS.....	27	ROCKHURST (1/24/09)
	27	NORTHERN KENTUCKY (1/8/09)
	27	SAINT JOSEPH'S (1/2/09)
	27	vs Saint Martin's (11/07/08)

Southern Indiana - GAME LOWS

POINTS.....	50	BELLARMINE (3/07/09)
FIELD GOALS MADE.....	20	BELLARMINE (3/07/09)
FIELD GOAL ATTEMPTS.....	46	NORTHERN KENTUCKY (1/8/09)
	46	at Bellarmine (1/10/09)
FIELD GOAL PERCENTAGE.....	.406 (28-69)	SAINT JOSEPH'S (1/2/09)
3 PT FIELD GOALS MADE.....	2	MISSOURI BAPTIST (11/24/08)
	2	at Quincy (2/14/09)
3 PT FG ATTEMPTS.....	9	at Wisconsin-Parkside (12/6/08)
	9	QUINCY (2/5/09)
3 PT FG PERCENTAGE.....	.143 (3-21)	BELLARMINE (3/07/09)
FREE THROWS MADE.....	6	at Missouri-St. Louis (2/19/09)
	6	at Findlay (3/15/09)
FREE THROW ATTEMPTS.....	7	MARYVILLE (12/20/08)
FREE THROW PERCENTAGE.....	.500 (9-18)	KENTUCKY WESLEYAN (1/15/09)
REBOUNDS.....	22	at Findlay (3/15/09)
ASSISTS.....	8	at Quincy (2/14/09)
STEALS.....	3	MISSOURI-ST. LOUIS (1/22/09)
BLOCKED SHOTS.....	0	vs Rockhurst (3/14/09)
TURNOVERS.....	8	HARRIS-STOWE STATE (11/18/08)
FOULS.....	10	LAKE ERIE (1/26/09)

Opponent - GAME LOWS

POINTS.....	39	MISSOURI BAPTIST (11/24/08)
FIELD GOALS MADE.....	14	vs Bentley (11/09/08)
FIELD GOAL ATTEMPTS.....	44	LEWIS FLYERS (3/6/09)
FIELD GOAL PERCENTAGE.....	.250 (17-68)	MISSOURI BAPTIST (11/24/08)
3 PT FIELD GOALS MADE.....	2	TIFFIN (12/30/08)
3 PT FG ATTEMPTS.....	9	HARRIS-STOWE STATE (11/18/08)
3 PT FG PERCENTAGE.....	.133 (4-30)	SAINT FRANCIS (11/22/08)
FREE THROWS MADE.....	1	MISSOURI BAPTIST (11/24/08)
FREE THROW ATTEMPTS.....	2	MISSOURI BAPTIST (11/24/08)
FREE THROW PERCENTAGE.....	.375 (3-8)	HARRIS-STOWE STATE (11/18/08)
REBOUNDS.....	17	at Missouri-St. Louis (2/19/09)
ASSISTS.....	4	MISSOURI BAPTIST (11/24/08)
	4	INDIANAPOLIS (1/4/09)
STEALS.....	3	at Quincy (2/14/09)
	3	at Missouri-St. Louis (2/19/09)
BLOCKED SHOTS.....	0	6 Times
TURNOVERS.....	10	vs Rockhurst (3/14/09)
	10	at Findlay (3/15/09)
FOULS.....	11	MARYVILLE (12/20/08)

Southern Indiana - INDIVIDUAL GAME HIGHS

Points.....	29	Smith, Jamar vs Missouri S&T (2/21/09)
	29	Smith, Jamar vs Drury (2/7/09)
Field Goals Made.....	11	Smith, Jamar vs Drury (2/7/09)
	11	Gray, Marvin vs Florida Southern (11/29/08)
Field Goal Att.....	21	Smith, Jamar vs Bellarmine (3/07/09)
FG Pct (min 5 made).....	1.000 (8-8)	Russ, Brandon vs Temple Baptist (12/13/08)
	1.000 (7-7)	Russ, Brandon vs Northern Kentucky (1/8/09)

	1.000 (6-6)	Bradshaw, Tyrone vs Saint Francis (11/22/08)
	1.000 (5-5)	Lewis, Jeron vs Saint Francis (11/22/08)
3-Point FG Made.....	7	Smith, Jamar vs Drury (2/7/09)
	7	Smith, Jamar vs Lake Erie (1/26/09)
3-Point FG Att.....	15	Smith, Jamar vs Bellarmine (3/07/09)
3-Pt FG Pct (min 2 made).....	1.000 (2-2)	Gant, Kevin at Missouri-St. Louis (2/19/09)
	1.000 (2-2)	Pimble, Anthony vs Quincy (2/5/09)
	1.000 (2-2)	Pimble, Anthony vs Northern Kentucky (1/8/09)
	1.000 (2-2)	Gray, Marvin vs Tiffin (12/30/08)
	1.000 (2-2)	Duncheon, Nick vs Temple Baptist (12/13/08)
	1.000 (2-2)	Gray, Marvin vs Florida Southern (11/29/08)
	1.000 (2-2)	Pimble, Anthony vs Harris-Stowe State (11/18/08)
	1.000 (2-2)	Hogg, Brandon vs Harris-Stowe State (11/18/08)
	1.000 (2-2)	Love, Kenny vs Urbana (11/15/08)
Free Throws Made.....	10	Russ, Brandon vs Missouri S&T (2/21/09)
	10	Pimble, Anthony at Wisconsin-Parkside (12/6/08)
Free Throw Att.....	14	Russ, Brandon vs Rockhurst (1/24/09)
FT Pct (min 3 made).....	1.000 (7-7)	Pimble, Anthony vs Drury (2/7/09)
	1.000 (7-7)	Gray, Marvin at Lewis Flyers (12/4/08)
Rebounds.....	13	Lewis, Jeron vs Saint Joseph's (1/2/09)
Assists.....	10	Gray, Marvin vs Missouri S&T (2/21/09)
Steals.....	5	Carr, Brandon vs Lewis Flyers (3/6/09)
	5	Gray, Marvin at Rockhurst (2/28/09)
	5	Bradshaw, Tyrone at Quincy (2/14/09)
	5	Pimble, Anthony vs Quincy (2/5/09)
	5	Pimble, Anthony vs Maryville (12/20/08)
	5	Pimble, Anthony vs Harris-Stowe State (11/18/08)
Blocked Shots.....	6	Bradshaw, Tyrone at Lewis Flyers (12/4/08)
Turnovers.....	7	Russ, Brandon vs Saint Francis (11/22/08)

OPPONENT INDIVIDUAL GAME HIGHS

Points.....	29	Jenkins, Brandon vs Florida Southern (11/29/08)
	29	Linton, Jake vs Saint Martin's (11/07/08)
Field Goals Made.....	10	Jenkins, Brandon vs Florida Southern (11/29/08)
Field Goal Att.....	22	Radcliff, Keith vs Indianapolis (1/4/09)
FG Pct (min 5 made).....	.900 (9-10)	Holmes, Nick vs Bellarmine (3/07/09)
3-Point FG Made.....	8	Jenkins, Brandon vs Florida Southern (11/29/08)
3-Point FG Att.....	12	Winters, Kyle vs Maryville (12/20/08)
	12	Jenkins, Brandon vs Florida Southern (11/29/08)
3-Pt FG Pct (min 2 made).....	1.000 (3-3)	Benedetti, Justin at Bellarmine (1/10/09)
Free Throws Made.....	15	Linton, Jake vs Saint Martin's (11/07/08)
Free Throw Att.....	17	Linton, Jake vs Saint Martin's (11/07/08)
FT Pct (min 3 made).....	1.000 (7-7)	Eldridge, Rob vs Florida Southern (11/29/08)
Rebounds.....	12	Poole, Blake vs Saint Martin's (11/07/08)
Assists.....	9	Hollins, Terry vs Harris-Stowe State (11/18/08)
Steals.....	5	Quinn, Mike vs Bentley (11/09/08)
Blocked Shots.....	9	Singleton, Rashaad vs Florida Southern (11/29/08)
Turnovers.....	13	Charles, Jamal vs Temple Baptist (12/13/08)