



2009-10 USI Women's Basketball Game Notes

◆ November 4, 2009 ◆

Media Contacts: Ray Simmons, Sports Information Director (Office) 812/465-1622; (Home) 812/402-643
Dan McDonnell, Asst. Sports Information Director (Office) 812/465-1121; (Home) 812/303-6287

Upcoming Games

Sunday, November 8: at Indiana State University, 1 p.m. (Exhibition/Terre Haute, IN)

Sunday, November 15: at Wayne State University, Noon (Detroit, MI)

*Denotes GLVC contest; All Times are Central.

USI Schedule & Results On the Air

October

Disney Division II West Coast Tip-off Classic
Anaheim, California

Fri. 30: vs. Western Oregon W 71-64
Sat. 31: vs. San Francisco State L 59-62

November

Sun. 1: vs. Fort Lewis L 81-84
Sun. 8: @ Indiana State (Exhib.) 1 p.m.

Sun. 15: @ Wayne State (MI) Noon
Wed. 18: Urbana 7 p.m.
Sun. 22: Marygrove 2 p.m.
Tue. 24: Lincoln Memorial 7 p.m.

Bellarmino Thanksgiving Classic

Louisville, Kentucky
Sat. 28: vs. Saint Francis (IN) Noon
Sun. 29: vs. Hillsdale Noon

December

Thu. 3: Bellarmine 5:15 p.m.*
Sat. 5: Northern Kentucky 1 p.m.*
Wed. 9: North Alabama 7 p.m.
Wed. 30: Ferris State 6 p.m.

January

Sat. 2: Illinois-Springfield 1 p.m.*
Mon. 4: Saint Joseph's 5:15 p.m.*
Thu. 7: @ Missouri S&T 5:30 p.m.*
Sat. 9: @ Maryville 1 p.m.*
Thu. 14: @ Kentucky Wesleyan 5:15 p.m.*
Sat. 16: Quincy 1 p.m.*
Mon. 18: @ Drury 6 p.m.*
Thu. 21: @ Indianapolis 4:30 p.m.*
Thu. 28: @ Wisconsin-Parkside 5:30 p.m.*
Sat. 30: @ Lewis 1 p.m.*

February

Thu. 4: Missouri-St. Louis 5:15 p.m.*
Sat. 6: Rockhurst 1 p.m.*
Sat. 13: Indianapolis 5:15 p.m.*
Mon. 15: Kentucky Wesleyan 5:15 p.m.*
Thu. 18: @ Northern Kentucky 4:30 p.m.*
Sat. 20: @ Bellarmine 4:45 p.m.*

GLVC Tournament 1st & 2nd Rounds February 27-28
Sites to be determined: on campus sites

GLVC Tournament Semifinals/Final March 6-7
UIS TRAC
Springfield, Illinois

Midwest Region Tournament March 12-15
Site to be determined

NCAA II Elite Eight March 23-26
Saint Joseph's Civic Center
Saint Joseph, Missouri

*GLVC contest; ^Homecoming; !Senior Day.
All times are Central.

Radio: WPSR 90.7 FM.

Internet: www.820theedge.com.

TV/Web casts: n/a

On the Web

USI Athletic web site: www.gousieagles.com

Live stats for home games: www.usi.edu/sports/wbblive/xlive.htm

Head Coach Rick Stein (10th Year)

USI/career record: 168-124 (.575)
GLVC record: 96-98 (.495)
Home record: 101-47 (.682)
Road record: 45-59 (.433)
Neutral record: 22-18 (.550)
Midwest Region record: 127-109 (.538)

USI in 2009-10

Overall record: 1-2 (.333)
GLVC record: 0-0 (.000)
Division Record: 0-0 (.000)
Home record: 0-0 (.000)
Road record: 0-0 (.000)
Neutral site record: 1-2 (.333)
Midwest Region record: 0-0 (.000)

USI's last time out

#5 Fort Lewis 84

Pts: L. Haugen, 21; A. Rosel, 21.

Rbs: A. Rosel, 12.

Asts: L. Haugen, 6.

Southern Indiana 81

Pts: A. Newhart, 20; R. Soaper, 20.

Rbs: A. Mertens, 14.

Asts: Three players with 2.

Notable: A. Sickles, 10 pts.

Recap

USI, which led by as many as 10 in the opening period, battled back from a five-point deficit late in the second half to forge a two point lead. Fort Lewis, however, used runs of 6-1 and 6-0 to build a late six-point lead, then held off a late USI surge to preserve the victory.

USI vs. Opponents

USI at Indiana State University Sycamores (0-0, 0-0 MVC)

-Series record: ISU leads USI 1-0 and is 2-0 in exhibition games.

-Series since 2000: ISU leads USI 2-0 in exhibition games.

-First meeting: at Indiana State 76, USI 20 (1976-77)

-Last meeting: at Indiana State 93, USI 50 (November 16, 2002/Exhibition)

USI at Wayne State University Warriors (0-0, 0-0 GLIAC)

-Series Record: USI leads all-time series, 6-0.

-Series since 2000: USI leads the series, 5-0.

-First meeting: at USI 86, Wayne State 64 (November 16, 1997)

-Last meeting: at USI 57, Wayne State 40 (Dec. 30, 2006 at Edwardsville, IL)

USI vs. Urbana University Blue Knights (0-0)

-Series record: First meeting.








-Series since 2000: n/a.

2009-10 University of Southern Indiana Screaming Eagles

<u>PLAYER</u>		<u>2009-10 Statistics</u>			<u>2009-10 Season Highs</u>	<u>USI Career Highs</u>
		<u>Pt.</u>	<u>Reb.</u>	<u>Ast.</u>		
	#1 Rinesha Soaper Pronunciation: Rye-KNEE-shuh 5'4"...Sophomore...Guard Hometown: Henderson, KY H.S.: Henderson County	9.7	1.0	1.0	Pts: 20-Fort Lewis, 11/1 Reb: 2-Fort Lewis, 11/1 Ast: 2-Fort Lewis, 11/1 Stl: 3-Fort Lewis, 11/1 Double-figure scoring: 1 20-point outings: 1	Pts: 26-Wayne State, 12/29/08 Reb: 4-Three times, last on 2/28/09 Ast: 4-Four times, last on 2/25/09 Stl: 5-Three times, last on 1/15/09 Double-figure scoring: 12 20-point outings: 2
	#4 Cootie Leeberg Pronunciation: Coo-tee 5'7"...Sophomore...Guard Hometown: Lombard, IL H.S.: Montini Catholic	3.3	1.0	0.7	Pts: 7-Western Oregon, 10/30 Reb: 2-San Fran. St., 10/31 Ast: 1-Twice, last 11/1 Stl: 1-San Fran. St., 10/31	Pts: 8-Bellarmino, 1/10/09 Reb: 4-Abilene Christian, 11/15/08 Ast: 4-Grace, 11/29/08 Stl: 2-Indianapolis, 1/4/09
	#10 Ladi Stallard Pronunciation: Lah-dee Stahl-lerd (a is like at in both) 5'11"...Freshman...Guard Hometown: Olney, IL H.S.: Olney East Richland	n/a	n/a	n/a	Pts: n/a Reb: n/a Ast: n/a Stl: n/a	First Year at USI
	#12 Anaris Sickles Pronunciation: Uh-nair-is 6'0"...Senior...Forward Hometown: Harrodsburg, KY H.S.: Lexington Catholic Last School: Evansville	10.3	5.0	0.3	Pts: 16-Western Oregon, 10/30 Reb: 7-San Fran.-St., 10/31 Ast: 1-Fort Lewis, 11/1 Stl: n/a Double-figure scoring: 2	First Year at USI
	#13 Abby Williams Pronunciation: as sounds 6'0"...Senior... Guard/Forward Hometown: St. Joseph, IL H.S.: St. Joseph-Ogden Last School: Kankakee C.C.	2.3	3.7	2.3*	Pts: 7-Fort Lewis, 11/1 Reb: 5-Twice, last 11/1 Ast: 3-San Fran. St., 10/31 Stl: 2-Fort Lewis, 11/1 Double-figure scoring: 0 Double-figure rebounding: 0 Double-Doubles: 0	Pts: 18-Lake Erie, 2/11/09 Reb: 11-Three times, last 2/28/09 Ast: 5-Edinboro, 11/22/08 Stl: 3-Five times, last on 2/28/09 Double-figure scoring: 11 Double-figure rebounding: 5 Double-Doubles: 4
	#21 Stephanie Gehlhausen Pronunciation: Gell-hows-in 5'10"...Junior...Guard Hometown: Newburgh, IN H.S.: Castle Last School: Ala.-Huntsville	0.3	0.7	1.0	Pts: 1-San Fran. St., 10/31 Reb: 1-Twice, last 10/31 Ast: 2-Fort Lewis, 11/1 Stl: n/a	First Year at USI
	#22 Amie Newhart Pronunciation: as sounds 5'6"...Junior...Guard Hometown: Mulberry, IN H.S.: Clinton Prairie	15.7*	2.7	1.7	Pts: 20-Fort Lewis, 11/1 Reb: 4-Fort Lewis, 11/1 Ast: 3-San Fran. St., 10/31 Stl: 2-Western Oregon, 10/30 Double-figure scoring: 3 20-point outings: 1	Pts: 21-Missouri S&T, 2/21/09 Reb: 7-Twice, last on 11/28/08 Ast: 8-Lake Erie, 2/11/09 Stl: 5-UW-Parkside, 1/10/08 Double-figure scoring: 35 20-point outings: 2
	#23 Chantiera Johnson Pronunciation: Shan-tee-air-uh 5'10"...Freshman...Guard/Forward Hometown: St. Louis, MO H.S.: Hazelwood Central	0.0	0.0	0.0	Pts: n/a Reb: n/a Ast: n/a Stl: 1-Western Oregon, 10/30	First Year at USI




*Team Leader.

Continued on next page...

PLAYER	2009-10 Statistics			2009-10 Season Highs	USI Career Highs
	Pt.	Reb.	Ast.		
 <p>#24 Lauren Meneghetti Pronunciation: MEN-eh-get-EE 5'10"...Junior...Guard Hometown: Munster, IN H.S.: Munster</p>	6.3	3.7	2.3*	Pts: 7-Twice, last 10/31 Reb: 9-Western Oregon, 10/30 Ast: 4-Western Oregon, 10/30 Stl: 1-Twice, last 11/1 Double-figure scoring: 11 20-point outings: 1	Pts: 26-SE Oklahoma St., 11/16/08 Reb: 9-Wesern Oregon, 10/30/09 Ast: 8-Drury, 2/7/09 Stl: 4-Twice, last on 12/4/08 Double-figure scoring: 12 20-point outings: 1
 <p>#25 Stephanie McSparin Pronunciation: Mic-spare-in 6'1"...Junior...Forward/Center Hometown: Marion, IL H.S.: Marion Last School: John A. Logan</p>	0.0	0.5	0.5	Pts: n/a Reb: 1-San Fran. St., 10/31 Ast: 1-San Fran. St., 10/31 Stl: n/a	First Year at USI
 <p>#30 Ellen Young Pronunciation: as sounds 5'5"...Junior... Guard Hometown: Salem, IL H.S.: Salem Community Last School: SIU Carbondale</p>	9.0	3.7	0.0	Pts: 14-Western Oregon, 10/30 Reb: 4-Twice, last 11/1 Ast: 1-Twice, last 11/1 Stl: 4-Western Oregon, 10/30 Double-figure scoring: 1 20-point outings: 0 Double-figure rebounding: 0 Double-Doubles: 0	Pts: 22-Drury, 2/7/09 Reb: 12-Truman State, 12/22/08 Ast: 6-Missouri S&T, 2/21/09 Stl: 5-Grace, 11/29/08 Double-figure scoring: 19 20-point outings: 4 Double-figure rebounding: 2 Double-Doubles: 2
 <p>#31 Simone Swary Pronunciation: Swore-ee 5'11"...Freshman...Forward Hometown: Ft. Wayne, IN H.S.: Northrop</p>	n/a	n/a	n/a	Pts: n/a Reb: n/a Ast: n/a Stl: n/a	First Year at USI
 <p>#40 Courtney Perry Pronunciation: as sounds 6'0"...Junior...Forward/Center Hometown: Crown Point, IN H.S.: Crown Point</p>	4.0	1.3	0.3	Pts: 6-Fort Lewis, 11/1 Reb: 3-San Fran. St., 10/31 Ast: 1-Fort Lewis, 11/1 Stl: 0	Pts: 6-Twice (last on 11/1/09) Reb: 6-Twice (last on 12/15/07) Ast: 2-Twice (last on 2/7/08) Stl: 1-Seven times (last 2/11/09)
 <p>#43 Leigha Thompson Pronunciation: Leah 6'2"...Sophomore...F/C Hometown: Teutopolis, IL H.S.: Teutopolis</p>	n/a	n/a	n/a	Pts: n/a Reb: n/a Ast: n/a Stl: n/a	Pts: 2-Lake Erie, 2/11/09 Reb: 1-Lake Erie, 2/11/09 Ast: n/a Stl: n/a
 <p>#44 Ashton Mertens Pronunciation: as sounds 6'1"...Sophomore...F/C Hometown: Morton, IL H.S.: Morton Last School: Kankakee C.C.</p>	9.3	8.0*	1.3	Pts: 14-San Fran. State, 10/31 Reb: 14-Fort Lewis, 11/1 Ast: 2-Western Oregon, 10/30 Stl: 1-Three times, last 11/1 Double-figure scoring: 1 Double-figure rebounding: 1	First Year at USI

*Team Leader.

2009-10 Women's Basketball Coaching Staff

 <p>Rick Stein Head Coach (11th season) Pronunciation: Styne</p>	 <p>Randa Dallas Assistant Coach (11th season) Pronunciation: Ran-duh</p>	 <p>Michelle Irwin-Wagner Assistant Coach (4th season) Pronunciation: as sounds</p>
----------------------------------------------------------------------------------------------------------------------------------------------------------------------------------------------	--------------------------------------------------------------------------------------------------------------------------------------------------------------------------------------------------------	--------------------------------------------------------------------------------------------------------------------------------------------------------------------------------------------------------------------

Starters in last game:	PPG	RPG	APG	Last Game
#12 Anaris Sickles (6'0"...Sr...F...Harrodsburg, KY)	10.3	5.0	0.3	10 pts, 3 rbs, 1 ast
#22 Amie Newhart (5'6"...Jr...G...Mulberry, IN)	15.7*	2.7	1.7	20 pts, 4 rbs, 1 ast
#24 Lauren Meneghetti (5'10"...Jr...G...Munster, IN)	6.3	3.7	2.3*	5 pts, 1 ast, 1 stl
#30 Ellen Young (5'5"...Jr...G...Salem, IL)	9.0	3.7	1.0	4 pts, 4 rbs, 1 ast
#44 Ashton Mertens (6'2"...So...F/C...Morton, IL)	9.3	8.0*	1.3	6 pts, 14 rbs, 1 ast

*Team Leader; Last game was vs. #8 Fort Lewis College (November 1, 2009).

GLVC Standings (a.m. November 15, 2009)

School	GLVC	Pct.	Div	Overall	Pct.	Streak
East Division						
Southern Indiana	0-0	0.000	0-0	1-2	.333	L2
Bellarmino	0-0	0.000	0-0	0-0	0.000	---
Indianapolis	0-0	0.000	0-0	0-0	0.000	---
Kentucky Wesleyan	0-0	0.000	0-0	0-0	0.000	---
Northern Kentucky	0-0	0.000	0-0	0-0	0.000	---
West Division						
Drury	0-0	0.000	0-0	0-0	0.000	---
Maryville	0-0	0.000	0-0	0-0	0.000	---
Missouri S&T	0-0	0.000	0-0	0-0	0.000	---
Missouri-St. Louis	0-0	0.000	0-0	0-0	0.000	---
Rockhurst	0-0	0.000	0-0	0-0	0.000	---
North Division						
Illinois-Springfield	0-0	0.000	0-0	0-0	0.000	---
Lewis	0-0	0.000	0-0	0-0	0.000	---
Quincy	0-0	0.000	0-0	0-0	0.000	---
Saint Joseph's	0-0	0.000	0-0	0-0	0.000	---
UW-Parkside	0-0	0.000	0-0	0-0	0.000	---

Latest Results

October 30, 2009

Southern Indiana 71, Western Oregon 64

October 31, 2009

San Francisco State 62, Southern Indiana 59

November 1, 2009

Fort Lewis 84, Southern Indiana 81

UW-Parkside 57, at UW-Milwaukee 56 (Exh.)

at Indiana State 84, Bellarmine 52 (Exh.)

at Louisville 79, Northern Kentucky 54 (Exh.)

at SIU Carbondale 67, Quincy 59 (Exh.)

Indianapolis 67, at Valparaiso 56 (Exh.)

at Bradley 93, Lewis 62 (Exh.)

November 3, 2009

at Notre Dame 97, Indiana State 53 (Exh.)

at Illinois State 100, Kentucky Wesleyan 51 (Exh.)

Upcoming Schedule

November 5, 2009

Bethal at Saint Joseph's (Exh.), 6:30 p.m.

November 6, 2009

Quincy at Drake (Exh.), 7:05 p.m.

November 7, 2009

Indianapolis at Xavier (Exh.), 2 p.m.

Missouri-St. Louis at SIU Edwardsville (Exh.), 4:30 p.m.

Illinois-Springfield at Eastern Illinois (Exh.), 6 p.m.

November 8, 2009

Southern Indiana at Indiana State (Exh.), 1 p.m.

Lewis at Illinois (Exh.), TBA

November 9, 2009

Kentucky Wesleyan at Cincinnati (Exh.), 6 p.m.

Bellarmino at Kentucky (Exh.), 7 p.m.

November 10, 2009

Lewis at Northern Illinois (Exh.), 7 p.m.

November 13, 2009

Missouri-St. Louis at Southeast Missouri State (Exh.), 7 p.m.

November 14, 2009

Hannibal at Maryville (Exh.), 1 p.m.

November 15, 2009

Southern Indiana at Wayne State, 1 p.m.

Florida Southern at UW-Parkside, 2 p.m.

St. Catharine at Indianapolis, 2 p.m.

Newman at Rockhurst, 4 p.m.

USI and GLVC opponents in the GLVC Rankings (FINAL 2008-09)

Category	USI
Scoring Offense:.....	71.8 (6 th)
Scoring Defense:.....	71.7 (10 th)
Scoring Margin:.....	+0.1 (9 th)
FT Percentage:.....	.740 (5 th)
FG Percentage:.....	.404 (11 th)
FG % Defense:.....	.452 (11 th)
3-pt. FG Percentage:.....	.336 (9 th)
3-pt. FG % Defense:.....	.330 (6 th)
Rebounding Off.:.....	38.1 (2 nd)
Rebounding Def.:.....	36.8 (8 th)
Rebounding Margin:.....	+1.3 (7 th)
Blocked Shots:.....	2.3 (8 th)
Assists:.....	12.5 (12 th)
Steals:.....	9.9 (3 rd)
Turnover Margin:.....	+1.5 (5 th)
Assist/TO Ratio:.....	0.67 (11 th)
Off. Rebounds:.....	14.7 (2 nd)
Def. Rebounds:.....	23.3 (9 th)
3-pt. FGs Made:.....	6.2 (7 th)

Regional Rankings

(as of FINAL)

1. Northern Kentucky
2. Hillsdale
3. Quincy
4. Michigan Tech
5. Northwood
6. Drury
7. Indianapolis
8. Wisconsin-Parkside
9. Grand Valley State
10. Ashland

USI individuals in the GLVC Rankings (Final 2008-09)

The Eagles had six players ranked in 11 GLVC statistical categories:

Ninette Evans (2 categories) was sixth in offensive rebounds (2.63 orpg) and 12th in blocks (0.70 bpg);

Brittany Neuman (6 categories) led the GLVC in total rebounding (8.5 rpg), was fourth in field goal percentage (.542), was fifth in offensive rebounds (3.41 orpg), was fifth in defensive rebounds (5.07 drpg), was ninth in blocks (0.81 bpg), and was 29th in scoring (10.6 ppg);

Amie Newhart (4 categories) was ninth in three-point field goal percentage (.414), was 12th in free throw percentage (.798), was 15th in assist-to-turnover ratio (1.08), and is 17th in scoring (11.8 ppg);

Rinesha Soaper (1 category) was eighth in steals (1.88 spg);

Abby Williams (1 category) was 17th in total rebounding (6.0 rpg).

Ellen Young (4 categories) was eighth in minutes played (32.48 mppg), was 10th in steals (1.67 spg), was 12th in scoring (13.1 ppg), and was 13th in free throw percentage (.792).

For more on the GLVC, log onto www.glvcsports.com;

2009-10 GLVC Preseason Poll

East Division

Team (First-place votes)	Total Points
1. Indianapolis (11)	63
2. Northern Kentucky (4)	55
3. Bellarmine	37
4. Southern Indiana	29
5. Kentucky Wesleyan	15

West Division

Team (First-place votes)	Total Points
1. Drury (14)	66
2. Missouri S&T (1)	52
3. Missouri-St. Louis	36
4. Rockhurst	31
5. Maryville*	16

North Division

Team (First-place votes)	Total Points
1. Quincy (8)	58
2. Lewis (4)	52
3. UW-Parkside (3)	49
4. Saint Joseph's	27
5. Illinois-Springfield*	14

Records when the Screaming Eagles are:	In 2009-10	Under Stein	In 2008-09	USA Today/ESPN D-II Top 25 Coaches Poll:
Playing at the PAC:.....	0-0	101-47	10-5	Preseason (Nov. 4) (Poll #1)
Playing on the Road:.....	0-0	45-59	2-6	Rk School (1st votes)
Playing at a Neutral Site:.....	1-2	22-18	2-2	1. Michigan Tech (12)
Playing at night:.....	0-1	108-78	10-6	2. Franklin Pierce (3)
Playing during the day:.....	1-1	60-46	4-7	3. California-Pennsylvania
Playing on Monday:.....	0-0	13-2	3-0	4. Delta State (1)
Playing Tuesday:.....	0-0	12-1	0-0	5. Fort Lewis (2)
Playing on Wednesday:.....	0-0	7-6	1-1	6. Minnesota State-Mankato (8)
Playing on Thursday:.....	0-0	47-41	3-3	7. Emporia State
Playing on Friday:.....	1-0	11-10	1-1	8. Alaska-Anchorage
Playing on Saturday:.....	0-1	64-58	5-7	9. Stonehill
Playing on Sundays:.....	0-1	14-6	1-1	10. West Texas A&M
Leading at the half:.....	1-1	142-33	13-5	11. Indianapolis
Trailing at the half:.....	0-1	20-89	0-8	12. Central Oklahoma
Tied at the half:.....	0-0	6-2	1-0	13. Clayton State
Playing in overtime:.....	0-0	6-6	1-0	14. California-San Diego
Playing in October:.....	1-1	1-1	0-0	15. Northern Kentucky
Playing in November:.....	0-1	32-14	4-2	16. Seattle Pacific
Playing in December:.....	0-0	47-18	3-2	17. Holy Family
Playing in January:.....	0-0	36-45	4-4	18. Washburn
Playing in February:.....	0-0	43-38	3-5	19. Gannon
Playing in March:.....	0-0	9-8	0-0	20. Lenoir-Rhyne
Outshooting opponent:.....	1-0	127-23	9-0	21. Indiana-Pennsylvania
Being outshot by opponent:.....	0-2	40-101	5-13	22. Tampa
Tie in shooting percentage:.....	0-0	1-0	0-0	23. Hillsdale
Shooting 50 % or better:.....	0-0	49-3	4-0	24. Quincy
Shooting less than 50 %:.....	1-2	119-121	10-13	25. Grand Valley State
Outrebounding opponent:.....	1-1	99-47	10-5	
Being outrebounded:.....	0-1	55-71	2-7	Dropped out:
Tied in rebounding:.....	0-0	14-6	2-1	N/A.
Opponent has more turnovers:.....	1-1	130-44	11-5	
USI has more turnovers:.....	0-0	31-70	3-6	Others Receiving Votes:
Teams were tied in turnovers:.....	0-1	7-10	0-2	Francis Marion-110; Valdosta St.-75; Shaw-63; Drury-56; Philadelphia-47; Bentley-41;
USI scores under 70 points:.....	0-0	28-88	3-12	Tusculum-40; Ft. Valley St.-37; Lander-36;
USI scores 70-79 points:.....	1-0	50-25	3-0	Ouachita Baptist-32; Dist. of Columbia-32;
USI scores 80-89 points:.....	0-1	53-8	5-1	Millersville-31; Johnson C. Smith-26;
USI scores 90-99 points:.....	0-0	29-1	3-0	Northwood-24; Concordia-St. Paul-22;
USI scores 100 or more points:.....	0-0	9-1	0-0	American Int'l.-21; Augustana-21; 29 other
USI vs. Division II Teams:.....	1-2	149-124	12-13	teams receiving at least 1 vote. GLVC
USI vs. Midwest Region:.....	0-0	127-109	9-12	notables: UW-Parkside-6; Lewis-1.
USI vs. NAIA:.....	0-0	18-0	2-0	
USI vs. USCAA:.....	0-0	1-0	0-0	
USI vs. GLVC:.....	0-0	103-103	6-11	
USI vs. non-GLVC:.....	1-2	64-21	8-2	
USI vs. Top 25:.....	0-1	13-30	0-3	

Coach Stein vs. the GLVC

Opponent	Record (Pct.)	Opponent	Record (Pct.)
Bellarmino.....	4-13 (.235)	Missouri S&T.....	1-7 (.125)
Drury.....	2-6 (.250)	Missouri-St. Louis.....	16-4 (.800)
Illinois-Springfield.....	6-0 (1.000)	Northern Kentucky.....	6-12 (.333)
Indianapolis.....	5-10 (.333)	Quincy.....	6-15 (.286)
Kentucky Wesleyan.....	13-3 (.800)	Rockhurst.....	6-3 (.667)
Lewis.....	9-11 (.450)	Saint Joseph's.....	12-4 (.750)
Maryville.....	0-0 (.000)	Wisconsin-Parkside.....	12-6 (.667)

Screaming Eagles Game Notes

- **Eagles finish second at Disney.** The University of Southern Indiana women's basketball team finished second at the Disney Division II West Coast Tip-Off Classic. The Screaming Eagles, who posted a seven-point win over Western Oregon before suffering back-to-back three-point setbacks to San Francisco State and No. 5 Fort Lewis, had the point-differential tie-breaker over San Francisco State and Western Oregon.
- **Newhart earns All-Tournament honors.** Junior guard **Amie Newhart** earned All-Tournament honors at the Disney D-II West Coast Tip-Off Classic after averaging a team-best 15.7 points per contest. Newhart, who was second among all players in scoring at the Disney D-II West Coast Tip-Off Classic, racked up double-digits in all three games, including a team-high tying 20 points against Fort Lewis.

- **Newhart lighting it up from long range.** Junior guard **Amie Newhart** went 7-of-13 (.539) from three-point range at the Disney D-II West Coast Tip-Off Classic. Newhart leads the Eagles in three-pointers as well as three-point shooting percentage.
- **Sickles provided big boost off bench against Western Oregon.** Senior forward **Anaris Sickles** came up big in USI's 71-64 win over Western Oregon. Sickles came off the bench to score a team-high 16 points and grab five rebounds. Sickles was 8-of-8 from the free throw line and 4-of-7 from the field. She is currently second on the team with 10.3 points and 5.0 rebounds per contest.
- **Soaper had big performance against Fort Lewis.** Sophomore guard **Rinesha Soaper** had a team-high tying 20 points against Fort Lewis Sunday. Soaper was 8-of-11 from the field and 4-of-7 from three-point range. She also finished with two assists and three steals.
- **Mertens providing solid post presence.** Sophomore forward/center **Ashton Mertens** has given the Eagles a solid presence in the post. Mertens, who had a season-high 14 points against San Francisco State and 14 rebounds against Fort Lewis, is averaging 9.3 points and a team-high 8.0 rebounds per contest.
- **Perry matches career-high against Skyhawks.** Junior forward/center **Courtney Perry** match a career-high when she scored six points against Fort Lewis. Perry has given the Eagles strong minutes in the post throughout the first three games this season.
- **Leeberg providing spark.** Sophomore guard **Cootie Leeberg** is providing a spark off the bench this season. Leeberg's seven points in USI's season-opening win over Western Oregon were just one tally off her career-high.
- **Meneghetti grabs a career-high nine rebounds.** Junior guard **Lauren Meneghetti** grabbed a career-high nine rebounds against Western Oregon. Meneghetti is currently averaging 6.3 points and 3.7 rebounds per contest and is tied for team lead with 2.3 assists per outing.
- **20-point plateau.** Junior guard **Amie Newhart** (1) and sophomore guard **Rinesha Soaper** (1) have combined for two 20-point outings this season.

- **Exhibition history.** USI was 0-1 in its only exhibition game last year. Since 1992, USI has posted a 9-9 mark in exhibition play, including a 1-4 record against NCAA Division I foes. Below is a year-by-year breakdown on how the Eagles have performed in their exhibition contests:

1992: USI-89, Derby City-79	1996: USI-104, Clarksville-59;	2001: Indiana St.-94, USI-56	2006: USI-83, St. Louis Goldstars-58
1993: Levski Totel-88, USI 67	Slavyanka-89, USI-76	2002: Indiana St.-93, USI-50	USI-75, Morehead St.-74
1994: USI-120, Clarksville-64	1997: Urmalmash-93, USI-82	2003: USI-90, St. Louis Goldstars-74	2007: Notre Dame 90, USI 38
1995: USI-86, Clarksville-48;	1999: USI-91, USI Alumni-63	2004: St. Louis Goldstars-67, USI-58	2008: Indiana 93, 49
Latvia National-93, USI 90	2000: USI -91, Cincinnati Stars-72		

- **Eagles returned plenty of offense.** The University of Southern Indiana women's basketball team is returning 73.8 percent of its scoring from the 2008-09 season. Four of USI's top five scorers are back, including the Eagles' top two scorers in **Ellen Young** and **Amie Newhart**.
- **Williams, Mertens reunite.** Senior guard/forward **Abby Williams** and sophomore forward **Ashton Mertens** have reunited at USI after leading Kankakee Community College to a 30-3 record and the NJCAA II Championship game in 2007-08. Mertens averaged 14.7 points and 10.0 rebounds before injury cut her 2008-09 season to just three games.
- **Sickles makes cross town move.** Senior forward **Anaris Sickles** made the cross town transition after spending her first three seasons at the University of Evansville. Sickles helped the Purple Aces to the Missouri Valley Conference title and a spot in the NCAA I Tournament in 2008-09.
- **Gehlhausen comes home.** Junior guard **Stephanie Gehlhausen** has returned to the tri-state area after spending three years at the University of Alabama-Huntsville. Gehlhausen, a Newburgh, Indiana, native, averaged 5.0 points and 4.7 rebounds per game during her time with the Chargers. She averaged 5.7 points and 5.7 rebounds per appearance a year ago after injury cut her season short in 2007-08.
- **Stein is USI's all-time winningest coach.** Head Coach **Rick Stein** surpassed former Head Coach Chancellor Dugan for first place on the program's all-time wins list with USI's 80-75 victory over Wayne State (12/29/08). Stein, who has been a part in 327 victories during his stay at USI, has put up 168 victories in his nine-plus years at the helm of the USI women's basketball program. Stein reached his 100th career victory in just 151 games, making him the fastest coach in the program's history to accomplish that feat.
- **Magic Mark: 75 points.** The Eagles have won 83 of their last 95 games when scoring at least 75 points. USI is 183-19 (.906) since 1996-97 when reaching the 75-point plateau.

Southern Indiana vs. Fort Lewis College (November 1, 2009)

Official Basketball Box Score -- Game Totals -- Final Statistics

#5 Fort Lewis College vs Southern Indiana

11-01-09 11 a.m. at Anaheim, CA (Anaheim Conv. Ctr.)

VISITORS: Fort Lewis College 3-0

##	Player Name	TOT-FG			3-PT			REBOUNDS			PF	TP	A	TO	BLK	S	MIN
		FG-FGA	FG-FGA	FT-FTA	OF	DE	TOT										
20	Audrey George.....	f	1-2	0-0	1-2	0	2	2	5	3	3	1	0	0	0	11	
03	Abby Jackson.....	g	3-9	3-7	3-5	1	2	3	2	12	5	2	0	0	0	34	
04	Laura Haugen.....	g	7-14	6-11	1-2	0	0	0	2	21	6	3	0	2	34		
21	Katie Mackey.....	g	4-8	3-6	6-7	2	4	6	2	17	2	3	1	1	29		
42	Alison Rosel.....	g	9-14	0-0	3-6	4	8	12	4	21	1	2	0	1	40		
11	Jenna Santistevan...		0-0	0-0	0-0	0	0	0	0	0	1	0	0	0	3		
12	Lauren McCulloch....		1-2	0-1	0-0	0	0	0	2	2	0	2	0	0	12		
14	Katie Mihalco.....		0-0	0-0	0-0	0	0	0	2	0	1	2	0	1	6		
15	Mary Rose Paiz.....		4-4	0-0	0-0	3	6	9	2	8	1	4	0	1	29		
32	Dana Schreibervogel...		0-0	0-0	0-0	0	0	0	2	0	0	0	0	0	2		
	TM.....					2	2					1					
	Totals.....		29-53	12-25	14-22	10	24	34	23	84	20	20	1	6	200		

TOTAL FG% 1st Half:	14-26	53.8%	2nd Half:	15-27	55.6%	Game:	54.7%	DEADB
3-Pt. FG% 1st Half:	6-14	42.9%	2nd Half:	6-11	54.5%	Game:	48.0%	REBS
F Throw % 1st Half:	8-11	72.7%	2nd Half:	6-11	54.5%	Game:	63.6%	2

HOME TEAM: Southern Indiana 1-2

##	Player Name	TOT-FG			3-PT			REBOUNDS			PF	TP	A	TO	BLK	S	MIN
		FG-FGA	FG-FGA	FT-FTA	OF	DE	TOT										
12	Sickles, Anaris.....	f	3-7	0-1	4-4	1	2	3	2	10	1	1	0	0	0	19	
44	Mertens, Ashton.....	c	1-9	0-0	4-4	7	7	14	1	6	1	3	0	1	31		
22	Newhart, Amie.....	g	7-12	3-7	3-3	0	4	4	1	20	1	1	0	1	33		
24	Meneghetti, Lauren..	g	2-4	1-1	0-0	0	0	0	4	5	1	1	0	1	19		
30	Young, Ellen.....	g	1-5	0-2	2-3	3	1	4	3	4	1	5	0	1	31		
01	Soaper, Rinesha.....		8-11	4-7	0-0	1	1	2	1	20	2	2	0	3	23		
04	Leeberg, Cootie.....		0-3	0-2	3-4	0	0	0	1	3	1	0	0	0	7		
13	Williams, Abby.....		2-8	1-1	2-2	3	2	5	4	7	2	0	0	2	16		
21	Gehlhausen, Stephanie		0-3	0-0	0-0	0	0	0	0	0	2	1	0	0	8		
40	Perry, Courtney.....		2-2	0-0	2-4	0	0	0	2	6	1	0	0	0	13		
	TEAM.....					1	3	4									
	Totals.....		26-64	9-21	20-24	16	20	36	19	81	13	14	0	9	200		

TOTAL FG% 1st Half:	13-27	48.1%	2nd Half:	13-37	35.1%	Game:	40.6%	DEADB
3-Pt. FG% 1st Half:	5-7	71.4%	2nd Half:	4-14	28.6%	Game:	42.9%	REBS
F Throw % 1st Half:	15-17	88.2%	2nd Half:	5-7	71.4%	Game:	83.3%	2

Officials: Dominic Bosque, Lorena Ahmada, Norma Leibfreid
 Technical fouls: Fort Lewis College-None. Southern Indiana-None.
 Attendance: 207

Score by Periods	1st	2nd	Total
Fort Lewis College.....	42	42	- 84
Southern Indiana.....	46	35	- 81

Points in the paint-FLC 26,USI 30. Points off turnovers-FLC 23,USI 34.
 2nd chance points-FLC 11,USI 16. Fast break points-FLC 0,USI 0.
 Bench points-FLC 10,USI 36. Score tied-8 times. Lead changed-4 times.
 Last FG-FLC 2nd-01:18, USI 2nd-00:03.
 Largest lead-FLC by 8 1st-13:59, USI by 10 1st-04:42.

Screaming Eagles' 2009-10 Statistics (as of a.m. November 15, 2009)

RECORD:	OVERALL	HOME	AWAY	NEUTRAL
ALL GAMES.....	(1-2)	(0-0)	(0-0)	(1-2)
CONFERENCE.....	(0-0)	(0-0)	(0-0)	(0-0)
NON-CONFERENCE.....	(1-2)	(0-0)	(0-0)	(1-2)

##	Player	GP-GS	Min--Avg	---TOTAL---		---3-PTS---		FT-FTA	Pct	---REBOUNDS---				PF	FO	A	TO	Blk	Stl	Pts	Avg
				FG-FGA	Pct	3FG-FGA	Pct			Off	Def	Tot	Avg								
22	Newhart, Amie.....	3-3	93 31.0	15-25	.600	7-13	.538	10-11	.909	0	8	8	2.7	3	0	5	3	1	3	47	15.7
12	Sickles, Anaris....	3-1	66 22.0	7-16	.438	0-2	.000	17-20	.850	6	9	15	5.0	6	0	1	4	1	0	31	10.3
01	Soaper, Rinesha....	3-0	55 18.3	11-25	.440	5-14	.357	2-2	1.000	2	1	3	1.0	7	0	3	7	0	4	29	9.7
44	Mertens, Ashton....	3-3	74 24.7	10-26	.385	0-0	.000	8-10	.800	10	14	24	8.0	4	0	4	8	0	3	28	9.3
30	Young, Ellen.....	3-3	95 31.7	8-26	.308	4-11	.364	7-9	.778	4	7	11	3.7	8	0	3	14	0	6	27	9.0
24	Meneghetti, Lauren	3-3	72 24.0	8-22	.364	3-9	.333	0-0	.000	5	6	11	3.7	10	0	7	4	0	2	19	6.3
40	Perry, Courtney....	3-0	38 12.7	3-8	.375	0-0	.000	6-8	.750	3	1	4	1.3	7	0	1	2	0	0	12	4.0
04	Leeberg, Cootie....	3-0	25 8.3	2-7	.286	0-3	.000	6-8	.750	1	2	3	1.0	2	0	2	4	0	1	10	3.3
13	Williams, Abby....	3-2	50 16.7	2-15	.133	1-3	.333	2-3	.667	5	6	11	3.7	9	0	7	6	0	2	7	2.3
21	Gehlhausen, Stephani	3-0	21 7.0	0-4	.000	0-1	.000	1-2	.500	1	1	2	0.7	2	0	3	1	0	0	1	0.3
25	McSparin, Stephanie	2-0	8 4.0	0-1	.000	0-0	.000	0-1	.000	0	1	1	0.5	0	0	1	2	0	0	0	0.0
23	Johnson, Chantiera	1-0	3 3.0	0-0	.000	0-0	.000	0-0	.000	0	0	0	0.0	0	0	0	1	0	1	0	0.0
TEAM.....										6	9	15	5.0	0		1					
Total.....		3	600	66-175	.377	20-56	.357	59-74	.797	43	65	108	36.0	58	0	37	57	2	22	211	70.3
Opponents.....		3	600	68-154	.442	27-65	.415	47-71	.662	33	75	108	36.0	67	-	46	67	6	25	210	70.0

SCORE BY PERIODS:	1st	2nd	Total	DEADBALL REBOUNDS:	OFF	DEF	TOTAL
Southern Indiana.....	112	99	- 211	Southern Indiana.....	6	0	6
Opponents.....	99	111	- 210	Opponents.....	12	0	12

TEAM STATISTICS	USI	OPP	DATE	OPPONENT	W/L	SCORE	ATTEND
SCORING.....	211	210	110-30-09	vs Western Oregon	W	71-64	257
Points per game.....	70.3	70.0	110-31-09	vs San Francisco State	L	59-62	222
Scoring margin.....	+0.3	-	111-01-09	vs Fort Lewis College	L	81-84	207
FIELD GOALS-ATT.....	66-175	68-154	!Disney D-II West Coast Tip-Off Classic (Anaheim, CA)				
Field goal pct.....	.377	.442	@Bellarmine Thanksgiving Classic (Louisville, KY)				
3 POINT FG-ATT.....	20-56	27-65	*Conference game				
3-point FG pct.....	.357	.415					
3-pt FG made per game.	6.7	9.0					
FREE THROWS-ATT.....	59-74	47-71					
Free throw pct.....	.797	.662					
F-Throws made per game	19.7	15.7					
REBOUNDS.....	108	108					
Rebounds per game....	36.0	36.0					
Rebounding margin....	+0.0	-					
ASSISTS.....	37	46					
Assists per game.....	12.3	15.3					
TURNOVERS.....	57	67					
Turnovers per game....	19.0	22.3					
Turnover margin.....	+3.3	-					
Assist/turnover ratio.	0.6	0.7					
STEALS.....	22	25					
Steals per game.....	7.3	8.3					
BLOCKS.....	2	6					
Blocks per game.....	0.7	2.0					
ATTENDANCE.....	0	686					
Home games-Avg/Game...	0-0	0-0					
Neutral site-Avg/Game.	-	3-229					

SCORE BY PERIODS:	1st	2nd	Total
Southern Indiana.....	112	99	- 211
Opponents.....	99	111	- 210

Southern Indiana Game-by-Game Points-Rebounds-Assists (as of a.m. November 15, 2009)

Opponent	Date	Score	WL	01 SOAPER,RI	04 LEEGER,C	12 SICKLES,A	13 WILLIAMS,	21 GEHLHAUSE	22 NEWHART,A	23 JOHNSON,C	24 MENEGETT	25 MCSPARIN,
vs Western Oregon	10-30-09	71-64	W	7- 1- 1	7- 1- 0	16- 5- 0	0- 5- 2	0- 1- 1	10- 3- 1	0- 0- 0	7- 9- 4	0- 0- 0
vs San Francisco State	10-31-09	59-62	L	2- 0- 0	0- 2- 1	5- 7- 0	0- 1- 3	1- 1- 0	17- 1- 3	DNP	7- 2- 2	0- 1- 1
vs Fort Lewis College	11-01-09	81-84	L	20- 2- 2	3- 0- 1	10- 3- 1	7- 5- 2	0- 0- 2	20- 4- 1	DNP	5- 0- 1	DNP

Opponent	Date	Score	WL	30 YOUNG,ELL	40 PERRY,COU	44 MERTENS,A
vs Western Oregon	10-30-09	71-64	W	14- 3- 1	2- 1- 0	8- 6- 2
vs San Francisco State	10-31-09	59-62	L	9- 4- 1	4- 3- 0	14- 4- 1
vs Fort Lewis College	11-01-09	81-84	L	4- 4- 1	6- 0- 1	6-14- 1

Southern Indiana Team High/Low Analysis (as of a.m. November 15, 2009)

Southern Indiana - TEAM GAME HIGHS

POINTS.....	81	vs Fort Lewis College (11-01-09)
FIELD GOALS MADE.....	26	vs Fort Lewis College (11-01-09)
FIELD GOAL ATTEMPTS.....	64	vs Fort Lewis College (11-01-09)
FIELD GOAL PERCENTAGE.....	.406 (26-64)	vs Fort Lewis College (11-01-09)
3 PT FIELD GOALS MADE.....	9	vs Fort Lewis College (11-01-09)
3 PT FG ATTEMPTS.....	21	Twice, last vs. Fort Lewis College (11-01-09)
3 PT FG PERCENTAGE.....	.429 (9-21)	vs Fort Lewis College (11-01-09)
FREE THROWS MADE.....	20	Twice, last vs. Fort Lewis College (11-01-09)
FREE THROW ATTEMPTS.....	27	vs San Francisco State (10-31-09)
FREE THROW PERCENTAGE.....	.833 (20-24)	vs Fort Lewis College (11-01-09)
REBOUNDS.....	43	vs Western Oregon (10-30-09)
ASSISTS.....	13	vs Fort Lewis College (11-01-09)
STEALS.....	9	Twice, last vs. Fort Lewis College (11-01-09)
BLOCKED SHOTS.....	2	vs Western Oregon (10-30-09)
TURNOVERS.....	23	vs San Francisco State (10-31-09)
FOULS.....	24	vs San Francisco State (10-31-09)

Opponent - GAME HIGHS

POINTS.....	84	vs Fort Lewis College (11-01-09)
FIELD GOALS MADE.....	29	vs Fort Lewis College (11-01-09)
FIELD GOAL ATTEMPTS.....	53	Twice, last vs. Fort Lewis College (11-01-09)
FIELD GOAL PERCENTAGE.....	.547 (29-53)	vs Fort Lewis College (11-01-09)
3 PT FIELD GOALS MADE.....	12	vs Fort Lewis College (11-01-09)
3 PT FG ATTEMPTS.....	28	vs Western Oregon (10-30-09)
3 PT FG PERCENTAGE.....	.480 (12-25)	vs Fort Lewis College (11-01-09)
FREE THROWS MADE.....	22	vs San Francisco State (10-31-09)
FREE THROW ATTEMPTS.....	34	vs San Francisco State (10-31-09)
FREE THROW PERCENTAGE.....	.733 (11-15)	vs Western Oregon (10-30-09)
REBOUNDS.....	43	vs San Francisco State (10-31-09)
ASSISTS.....	20	vs Fort Lewis College (11-01-09)
STEALS.....	10	vs San Francisco State (10-31-09)
BLOCKED SHOTS.....	4	vs Western Oregon (10-30-09)
TURNOVERS.....	24	vs Western Oregon (10-30-09)
FOULS.....	23	Twice, last vs. Fort Lewis College (11-01-09)

Southern Indiana - GAME LOWS

POINTS.....	59	vs San Francisco State (10-31-09)
FIELD GOALS MADE.....	16	vs San Francisco State (10-31-09)
FIELD GOAL ATTEMPTS.....	49	vs San Francisco State (10-31-09)
FIELD GOAL PERCENTAGE.....	.327 (16-49)	vs San Francisco State (10-31-09)
3 PT FIELD GOALS MADE.....	4	vs Western Oregon (10-30-09)
3 PT FG ATTEMPTS.....	14	vs Western Oregon (10-30-09)
3 PT FG PERCENTAGE.....	.286 (4-14)	vs Western Oregon (10-30-09)
FREE THROWS MADE.....	19	vs Western Oregon (10-30-09)
FREE THROW ATTEMPTS.....	23	vs Western Oregon (10-30-09)
FREE THROW PERCENTAGE.....	.741 (20-27)	vs San Francisco State (10-31-09)
REBOUNDS.....	29	vs San Francisco State (10-31-09)
ASSISTS.....	12	Twice, last vs. San Francisco State (10-31-09)
STEALS.....	4	vs San Francisco State (10-31-09)
BLOCKED SHOTS.....	0	Twice, last vs. Fort Lewis College (11-01-09)
TURNOVERS.....	14	vs Fort Lewis College (11-01-09)
FOULS.....	15	vs Western Oregon (10-30-09)

Opponent - GAME LOWS

POINTS.....	62	vs San Francisco State (10-31-09)
FIELD GOALS MADE.....	18	vs San Francisco State (10-31-09)
FIELD GOAL ATTEMPTS.....	48	vs San Francisco State (10-31-09)
FIELD GOAL PERCENTAGE.....	.375 (18-48)	vs San Francisco State (10-31-09)
3 PT FIELD GOALS MADE.....	4	vs San Francisco State (10-31-09)
3 PT FG ATTEMPTS.....	12	vs San Francisco State (10-31-09)
3 PT FG PERCENTAGE.....	.333 (4-12)	vs San Francisco State (10-31-09)
FREE THROWS MADE.....	11	vs Western Oregon (10-30-09)
FREE THROW ATTEMPTS.....	15	vs Western Oregon (10-30-09)
FREE THROW PERCENTAGE.....	.636 (14-22)	vs Fort Lewis College (11-01-09)
REBOUNDS.....	31	vs Western Oregon (10-30-09)
ASSISTS.....	12	vs San Francisco State (10-31-09)
STEALS.....	6	vs Fort Lewis College (11-01-09)
BLOCKED SHOTS.....	1	Twice, last vs. Fort Lewis College (11-01-09)
TURNOVERS.....	20	vs Fort Lewis College (11-01-09)
FOULS.....	21	vs San Francisco State (10-31-09)

Southern Indiana Player High/Low Analysis (as of a.m. November 15, 2009)

Southern Indiana - INDIVIDUAL GAME HIGHS

Points.....	20	Soaper, Rinesha vs Fort Lewis College (11-01-09)
	20	Newhart, Amie vs Fort Lewis College (11-01-09)
Field Goals Made.....	8	Soaper, Rinesha vs Fort Lewis College (11-01-09)
Field Goal Att.....	12	Three times, last: Newhart, Amie vs Fort Lewis College (11-01-09)
FG Pct (min 5 made).....	.727 (8-11)	Soaper, Rinesha vs Fort Lewis College (11-01-09)
3-Point FG Made.....	4	Soaper, Rinesha vs Fort Lewis College (11-01-09)
3-Point FG Att.....	7	Soaper, Rinesha vs Fort Lewis College (11-01-09)
	7	Newhart, Amie vs Fort Lewis College (11-01-09)
3-Pt FG Pct (min 2 made).....	.600 (3-5)	Newhart, Amie vs San Francisco State (10-31-09)
Free Throws Made.....	8	Sickles, Anaris vs Western Oregon (10-30-09)
Free Throw Att.....	8	Twice, last: Sickles, Anaris vs San Francisco State (10-31-09)
FT Pct (min 8 made).....	1.000 (8-8)	Sickles, Anaris vs Western Oregon (10-30-09)
Rebounds.....	14	Mertens, Ashton vs Fort Lewis College (11-01-09)
Assists.....	4	Meneghetti, Lauren vs Western Oregon (10-30-09)
Steals.....	4	Young, Ellen vs Western Oregon (10-30-09)
Blocked Shots.....	1	Sickles, Anaris vs Western Oregon (10-30-09)
	1	Newhart, Amie vs Western Oregon (10-30-09)
Turnovers.....	6	Young, Ellen vs San Francisco State (10-31-09)
Fouls.....	4	Five times, last: Meneghetti, Lauren vs Fort Lewis College (11-01-09)
	4	Williams, Abby vs Fort Lewis College (11-01-09)

OPPONENT INDIVIDUAL GAME HIGHS

Points.....	23	Torland,Katie vs Western Oregon (10-30-09)
Field Goals Made.....	9	Alison Rosel vs Fort Lewis College (11-01-09)
Field Goal Att.....	15	Torland,Katie vs Western Oregon (10-30-09)
FG Pct (min 5 made).....	.643 (9-14)	Alison Rosel vs Fort Lewis College (11-01-09)
3-Point FG Made.....	6	Laura Haugen vs Fort Lewis College (11-01-09)
3-Point FG Att.....	11	Laura Haugen vs Fort Lewis College (11-01-09)
3-Pt FG Pct (min 2 made).....	.571 (4-7)	Torland,Katie vs Western Oregon (10-30-09)
Free Throws Made.....	8	AZLIN, Desiree vs San Francisco State (10-31-09)
Free Throw Att.....	10	AZLIN, Desiree vs San Francisco State (10-31-09)
	10	TATE, Donisha vs San Francisco State (10-31-09)
FT Pct (min 3 made).....	1.000 (3-3)	Hawk,AJ vs Western Oregon (10-30-09)
Rebounds.....	20	TATE, Donisha vs San Francisco State (10-31-09)
Assists.....	6	Laura Haugen vs Fort Lewis College (11-01-09)
Steals.....	4	Torland,Katie vs Western Oregon (10-30-09)
Blocked Shots.....	2	White,Meaghan vs Western Oregon (10-30-09)
Turnovers.....	7	Clifford,Lorrie vs Western Oregon (10-30-09)
Fouls.....	5	Twice, last: Audrey George vs Fort Lewis College (11-01-09)

Indiana State University Roster and Statistics (Cumulative Stats as of Final 2008-09)

No	Name	Pos.	Ht.	Yr.	Hometown (Prev School)
1	Brittany Schoen	G	5-6	So.	Elizabeth, IN (South Central)
5	Shannon Thomas	C	6-4	So.	Springboro, OH (Springboro)
10	Krista Smith	G/F	5-10	Fr.	Terre Haute, IN (Terre Haute South Vigo)
13	Deja Mattox	G/F	6-0	So.	Peru, IN (Maconaquah)
15	Meaghan MacDougall	G	5-9	Fr.	Martintown, Ont. (Char-Lan)
20	Moriah Hodge	F	6-3	Fr.	Cincinnati, OH (Glen Este HS)
21	Amanda Pedro	F	6-0	So.	Fort Wayne, IN (Bishop Luers)
23	Taylor Whitley	G	5-9	Fr.	Geneva, IL (Geneva HS)
24	Sarah Paul	G	5-5	Sr.	Elkhorn, WI (Elkhorn)
25	Chelsea Buher	G/F	6-0	So.	Lawrenceville, IL (Illinois)
30	Megan Burton	F	6-0	So.	Bedford, IN (Bedford North Lawrence)
31	Kelsie Cooley	F	6-1	Jr.	Dayton, OH (Beavercreek)
32	Andrea Rademacher	F	6-3	Fr.	Borden, IN (Borden HS)
33	Kelsey Luna	G	5-5	Sr.	St. Louis, MO (St. Joseph's Academy)
50	Laurence Rivest	C	6-1	Sr.	Mont Laurier, Quebec (Regina Assumpta Aca.)

Head Coach: Jim Wiedie (10th season)

Assistant Coaches: Clint Weddle (3rd season); Cammie Campbell (2nd season); Melanie Boeglin (2nd season)



Indiana State Combined Team Statistics (as of Mar 13, 2009)
All games



RECORD:	OVERALL	HOME	AWAY	NEUTRAL
ALL GAMES	14-16	9-4	5-11	0-1
CONFERENCE	10-8	8-1	2-7	0-0
NON-CONFERENCE	4-8	1-3	3-4	0-1

#	Player	gp-gs	min	avg	Total		3-Point		F-Throw		Rebounds				pf	dq	a	to	blk	stl	pts	avg
					fg-fga	pct	3fg-fga	pct	ft-fa	pct	off	def	tot	avg								
33	Luna, Kelsey	22-22	722	32.8	102-256	.398	66-156	.423	50-66	.758	23	61	84	3.8	43	0	58	49	1	47	320	14.5
10	Phillips, Leah	14-13	444	31.7	43-120	.358	25-79	.316	26-31	.839	5	15	20	1.4	25	0	26	23	0	14	137	9.8
03	Jarrett, Bianca	24-6	499	20.8	71-218	.326	19-70	.271	51-70	.729	16	49	65	2.7	54	0	41	54	1	31	212	8.8
31	Cooley, Kelsie	30-24	718	23.9	96-209	.459	3-9	.333	59-81	.728	45	80	125	4.2	80	1	20	65	18	32	254	8.5
13	Mattox, Deja	17-17	450	26.5	41-152	.270	13-58	.224	47-65	.723	21	49	70	4.1	29	1	22	26	6	13	142	8.4
32	Schilli, Kara	30-30	876	29.2	79-174	.454	2-6	.333	35-56	.625	44	127	171	5.7	64	2	69	66	6	36	195	6.5
05	Thomas, Shannon	30-8	619	20.6	66-151	.437	0-0	.000	48-76	.632	59	102	161	5.4	42	0	21	57	32	10	180	6.0
01	Schoen, Brittany	30-17	742	24.7	52-160	.325	42-130	.323	19-24	.792	6	51	57	1.9	53	0	41	38	0	20	165	5.5
21	Pedro, Amanda	25-6	225	9.0	16-45	.356	9-20	.450	6-13	.462	13	28	41	1.6	22	0	10	19	0	4	47	1.9
24	Paul, Sarah	23-7	356	15.5	11-43	.256	4-11	.364	15-20	.750	1	30	31	1.3	17	0	29	42	0	18	41	1.8
30	Burton, Megan	27-0	204	7.6	14-44	.318	5-15	.333	1-4	.250	8	17	25	0.9	23	0	6	17	3	4	34	1.3
04	Reida, Tiffany	3-0	45	15.0	1-8	.125	1-3	.333	0-0	.000	1	3	4	1.3	0	0	1	3	0	0	3	1.0
20	Mullins, Kayla	24-0	141	5.9	5-25	.200	1-16	.063	2-2	1.000	3	17	20	0.8	11	0	3	10	2	6	13	0.5
50	Rivest, Laurence	2-0	9	4.5	0-0	.000	0-0	.000	0-0	.000	0	2	2	1.0	1	0	1	2	0	0	0	0.0
Total.....		30	6050		597-1605	.372	190-573	.332	359-508	.707	313	704	1017	33.9	464	4	348	480	69	235	1743	58.1
Opponents.....		30	6049		690-1742	.396	205-650	.315	271-405	.669	420	763	1183	39.4	520	17	448	505	142	241	1856	61.9

TEAM STATISTICS	INS	OPP	Date	Opponent	Score	Att.
SCORING	1743	1856	11/15/08	at Central Michigan	L 83-84	572
Points per game	58.1	61.9	11-19-08	MARQUETTE	L 77-53	3577
Scoring margin	-3.8	-	11/25/08	at Detroit	w 74-60	237
FIELD GOALS-ATT	597-1605	690-1742	11/28/08	at SEMO	w 75-72	847
Field goal pct	.372	.396	12-02-08	ARKANSAS STATE	Lot 76-68	2566
3 POINT FG-ATT	190-573	205-650	! 12/05/08	at New Orleans	L 31-42	548
3-point FG pct	.332	.315	12-06-08	at Tulane	L 55-66	1455
3-pt FG made per game	6.3	6.8	12/13/08	at Ball State	L 63-82	895
FREE THROWS-ATT	359-508	271-405	12-19-08	EASTERN ILLINOIS	w 51-64	2988
Free throw pct	.707	.669	12-20-08	KANSAS STATE	L 58-43	3022
F-Throws made per game	12.0	9.0	12/22/08	at Butler	w 66-63	653
REBOUNDS	1017	1183	* 01-01-09	DRAKE	w 38-50	2988
Rebounds per game	33.9	39.4	* 01-03-09	CREIGHTON	w 54-56	3356
Rebounding margin	-5.5	-	* 01-10-09	ILLINOIS STATE	w 65-72	10200
ASSISTS	348	448	* 01-15-09	at Wichita St.	w 52-48	1459
Assists per game	11.6	14.9	* 01-17-09	at Missouri State	L 53-77	4883
TURNOVERS	480	505	* 01-22-09	SOUTHERN ILLINOIS	w 37-63	3641
Turnovers per game	16.0	16.8	* 01-24-09	EVANSVILLE	w 59-66	4392
Turnover margin	+0.8	-	* 01-30-09	at UNI	w 66-59	549
Assist/turnover ratio	0.7	0.9	* 02-01-09	at Bradley	L 62-81	602
STEALS	235	241	* 02-07-09	at Illinois State	L 48-69	4627
Steals per game	7.8	8.0	* 02-12-09	WICHITA ST.	w 50-71	3782
BLOCKS	69	142	* 02-14-09	MISSOURI STATE	L 53-40	4213
Blocks per game	2.3	4.7	* 02-19-09	at Evansville	L 58-65	535
ATTENDANCE	53301	24447	* 02-21-09	at Southern Illinois	L 71-74	2082
Home games-Avg/Game	13-4100	16-1439	* 02-27-09	UNI	Wot 51-56	4290
Neutral site-Avg/Game	-	1-1423	* 03-01-09	BRADLEY	w 58-62	4286
			* 03-05-09	at Creighton	L 35-54	657
			* 03-07-09	at Drake	L 38-63	2423
			* 03/13/09	vs Bradley	L 49-70	1423

* - Conference game

Score by Periods	1st	2nd	OT	Totals
Indiana State	820	907	16	1743
Opponents	899	938	19	1856

Official Basketball Box Score -- Game Totals -- Final Statistics
Bellarmine vs Indiana State
 11/01/09 2:05 pm (ET) at Hulman Center (Terre Haute, Ind.)

Bellarmine 52 • 0-1 EX

##	Player	f	Total		3-Ptr	Rebounds			PF	TP	A	TO	Blk	Stl	Min
			FG-FGA	FG-FGA	FT-FTA	Off	Def	Tot							
15	Brittany Edelen	f	8-16	0-0	2-3	3	3	6	3	18	0	2	0	1	28
32	Allison Osen	f	0-1	0-0	1-4	0	1	1	1	1	0	4	0	0	19
23	Allison Matheis	g	2-10	1-9	0-0	1	5	6	0	5	2	4	0	1	28
24	Kylie Brady	g	4-13	1-7	1-3	0	2	2	3	10	2	2	0	1	28
40	Melissa Fitz	g	3-9	1-5	0-1	1	4	5	3	7	4	4	0	0	34
10	Besty Goodin		0-0	0-0	2-2	1	1	2	0	2	0	2	0	1	8
11	Rachel Greenwell		0-2	0-1	2-2	1	0	1	1	2	2	1	0	1	13
25	Kirsten Delph		1-2	0-0	0-0	0	2	2	2	2	0	2	0	0	15
30	Jalissa Chatlos		1-4	0-1	3-4	1	3	4	5	5	0	0	0	0	27
Team						4	1	5							
Totals			19-57	3-23	11-19	12	22	34	18	52	10	21	0	5	200

FG % 1st Half: 12-31 38.7% 2nd half: 7-26 26.9% Game: 19-57 33.3%
 3FG % 1st Half: 3-13 23.1% 2nd half: 0-10 0.0% Game: 3-23 13.0%
 FT % 1st Half: 2-3 66.7% 2nd half: 9-16 56.3% Game: 11-19 57.9%

Deadball
Rebounds
3

Indiana State 84 • 1-0 EX

##	Player	f	Total		3-Ptr	Rebounds			PF	TP	A	TO	Blk	Stl	Min
			FG-FGA	FG-FGA	FT-FTA	Off	Def	Tot							
31	Kelsie Cooley	f	1-2	0-0	1-2	2	4	6	0	3	1	1	0	0	13
05	Shannon Thomas	c	3-6	0-0	2-4	2	5	7	1	8	0	4	1	0	20
01	Brittany Schoen	g	5-7	5-7	2-2	1	2	3	0	17	4	0	0	1	25
13	Deja Mattox	g	6-12	1-2	2-2	3	2	5	1	15	1	0	0	0	22
33	Kelsey Luna	g	3-5	3-4	0-0	0	2	2	3	9	5	0	0	3	21
10	Krista Smith		3-3	0-0	0-0	0	0	0	0	6	0	0	0	1	7
20	Moriah Hodge		3-6	1-1	0-0	1	4	5	4	7	1	2	1	0	14
21	Amanda Pedro		0-4	0-3	5-8	0	3	3	0	5	1	2	0	1	11
23	Taylor Whitley		2-4	0-0	3-6	0	1	1	2	7	3	3	0	3	15
24	Sarah Paul		0-0	0-0	0-0	0	1	1	0	0	4	1	0	1	10
25	Chelsea Buher		3-8	1-4	0-0	1	2	3	1	7	1	1	1	2	19
30	Megan Burton		0-1	0-1	0-0	0	1	1	2	0	0	0	0	0	10
50	Laurence Rivest		0-3	0-0	0-0	2	2	4	2	0	1	1	0	0	13
Team						1	1	2							
Totals			29-61	11-22	15-24	13	30	43	16	84	22	15	3	12	200

FG % 1st Half: 15-32 46.9% 2nd half: 14-29 48.3% Game: 29-61 47.5%
 3FG % 1st Half: 8-14 57.1% 2nd half: 3-8 37.5% Game: 11-22 50.0%
 FT % 1st Half: 2-8 25.0% 2nd half: 13-16 81.3% Game: 15-24 62.5%

Deadball
Rebounds
6,1

Officials: Mark Gines, Kelly Hill and Matt Barker
 Technical fouls: Bellarmine-None. Indiana State-None.
 Attendance: 2929
 First Exhibition Contest Of 2009-10 Season

Score by periods	1st	2nd	Total
Bellarmine	29	23	52
Indiana State	40	44	84