



2009-10 USI Women's Basketball Game Notes

◆ March 9, 2010 ◆

Media Contacts: Ray Simmons, Sports Information Director (Office) 812/465-1622; (Home) 812/402-6435
Dan McDonnell, Asst. Sports Information Director (Office) 812/465-1121; (Home) 812/303-6287

Upcoming Games

Friday, March 12: vs. Drury University, 11 a.m. (Houghton, MI)*

Saturday, March 13: NCAA II Midwest Region Tournament semifinals, 4 p.m. (Houghton, MI)*

Monday, March 15: NCAA II Midwest Region Tournament championship, 6:30 p.m. (Houghton, MI)*

*NCAA II Midwest Region Tournament; All Times are Central.

USI Schedule & Results		On the Air
October		Radio: WPSR 90.7 FM.
Disney Division II West Coast Tip-off Classic		Internet: www.theedgeradio.org .
Fri. 30:	vs. Western Oregon W 71-64	TV/Web casts: B2 Networks/WTSN (Check USI website for coverage)
Sat. 31:	vs. San Francisco State L 59-62	
November		
Sun. 1:	vs. Fort Lewis L 81-84	
Sun. 8:	@ Indiana State (Exhib.) L 48-65	
Sun. 15:	@ Wayne State (MI) W 69-68	
Wed. 18:	Urbana W 68-64	
Sun. 22:	Marygrove W 101-40	
Tue. 24:	Lincoln Memorial W 86-78	
Bellarmine Thanksgiving Classic		
Sat. 28:	vs. Saint Francis (IN) W 76-61	
Sun. 29:	vs. Hillsdale W 91-83	
December		
Thu. 3:	Bellarmine W 89-63*	
Sat. 5:	Northern Kentucky W 85-76*	
Wed. 9:	North Alabama W 91-62	
Wed. 30:	Ferris State W 71-52	
January		
Sat. 2:	Illinois-Springfield W 77-58*	
Mon. 4:	Saint Joseph's W 84-67*	
Thu. 7:	@ Missouri S&T L 51-73*	
Sat. 9:	@ Maryville W 83-66*	
Thu. 14:	@ Kentucky Wesleyan W 79-61*	
Thu. 21:	@ Indianapolis L 64-74*	
Thu. 28:	@ Wisconsin-Parkside L 64-74*	
Sat. 30:	@ Lewis L 51-60*	
February		
Thu. 4:	Missouri-St. Louis W 75-66*	
Sat. 6:	Rockhurst W 81-71 (ot)*^	
Tue. 9:	@ Drury L 51-70*	
Sat. 13:	Indianapolis W 82-76*	
Mon. 15:	Kentucky Wesleyan W 74-66*	
Thu. 18:	@ Northern Kentucky W 75-72 (2ot)*	
Sat. 20:	@ Bellarmine W 88-71*	
Mon. 22:	Quincy W 82-77 (ot)*!	
GLVC Tournament (Quarterfinals-Evansville, IN)		
Sat. 28:	Lewis L 54-56	
March		
Midwest Region Tournament March 12-15		
Fri. 12:	vs. Drury (Quarterfinal) 11 a.m.	
Sat. 13:	Midwest Region semifinals 4 p.m.	
Mon. 15:	Midwest Region championship 6:30 p.m.	
		On the Web
		USI Athletic web site: www.gousieagles.com
		Live stats for home games: www.usi.edu/sports/wbblive/xlive.htm
		Head Coach Rick Stein (11th Year)
		USI/career record: 189-130 (.593)
		GLVC record: 109-103 (.514)
		Home record: 115-48 (.706)
		Road record: 50-64 (.439)
		Neutral record: 24-18 (.571)
		Midwest Region record: 144-115 (.556)
		USI in 2009-10
		Overall record: 22-8 (.733)
		GLVC record: 13-5 (.722)
		Division Record: 7-1 (.875)
		Home record: 14-1 (.933)
		Road record: 5-5 (.500)
		Neutral site record: 3-2 (.600)
		Midwest Region record: 17-6 (.739)
		USI's last time out
Lewis 56		Southern Indiana 54
Pts: J. Turpel, 18; Two players w/ 9.		Pts: E. Young, 16; A. Newhart, 10.
Rbs: J. Turpel, 14; D. Carbaugh, 9.		Rbs: A. Williams, 7; E. Young, 5.
Asts: L. Murdock, 3; K. Currin, 3.		Asts: Three players with 2.
		Notable: E. Young, 3-5 3-pointers.
Recap		
USI came back from 11 down late in the second half to have an opportunity to tie or win the game in the final possession but could not get anything to fall as it saw its 14-game home winning streak come to an end. The Eagles missed 21 shots in the paint, including 17 layups.		
		USI vs. Opponents
		USI is 3-3 in 2009-10 and 73-82 all-time against the 2010 NCAA II Midwest Region Tournament.
		Complete USI vs. opponent information on next page.

NCAA II Elite Eight March 23-26
Saint Joseph's Civic Center
Saint Joseph, Missouri

*GLVC contest; ^Homecoming; !Senior Day.
All times are Central.

Southern Indiana (22-8, 13-5 GLVC) vs. NCAA II Midwest Region Tournament Opponents

First Round:

#6 USI vs. #3 Drury University Panthers (26-6, 15-3 GLVC)

- Series record:** DU leads the all-time series, 7-2.
- Series since 2000:** DU leads the series, 7-2.
- Series record in the NCAA Tournament:** First meeting.
- Last NCAA Tournament meeting:** n/a
- First meeting:** at DU 79, USI 59 (January 19, 2006)
- Last year:** at USI 90, DU 86 (2 ot) (2/7/09); at DU 75, USI 69 (2/25/09)
- This year:** at DU 70, USI 51 (2/9/10)

Possible semifinal matchups:

#6 USI vs. #2 University of Indianapolis Greyhounds (26-3, 16-2 GLVC)

- Series record:** UIndy leads the all-time series, 31-25.
- Series since 2000:** UIndy leads the series, 10-6.
- Series record in the NCAA Tournament:** First meeting.
- Last NCAA Tournament meeting:** n/a
- First meeting:** USI 63, UIndy 54 (1979-80)
- Last year:** UIndy 93, at USI 68 (1/4/09)
- This year:** at UIndy 74, USI 64 (1/21/10); at USI 82, UIndy 76 (2/13/10)

#6 USI vs. #3 Northern Michigan University Wildcats (21-9, 16-6 GLIAC)

- Series record:** USI leads the all-time series, 4-1.
- Series since 2000:** USI leads the series, 2-0.
- Series record in the NCAA Tournament:** USI leads the series, 2-0.
- Last NCAA Tournament meeting:** USI 86, NMU 77 (3/11/01)
- First meeting:** NMU 89, at USI 77 (11/20/95)
- Last meeting:** at USI 100, NMU 84 (12/18/01)

Possible championship matchups:

#6 USI vs. #1 Michigan Tech University Huskies (28-2, 20-2 GLIAC)

- Series record:** USI leads the all-time series, 4-3.
- Series since 2000:** USI leads the series, 2-0.
- Series record in the NCAA Tournament:** Series is tied at 1-1.
- Last NCAA Tournament meeting:** MTU 94, at USI 92 (2ot) (3/6/98)
- First meeting:** at MTU 84, USI 73 (11/24/96)
- Last meeting:** at MTU 72, USI 61 (12/20/02)

#6 USI at #8 Northern Kentucky University Norse (20-9, 13-5 GLVC)

- Series record:** NKU leads the all-time series, 34-19.
- Series since 2000:** NKU leads the series, 12-8.
- Series record in the NCAA Tournament:** NKU leads the series, 1-0
- Last NCAA Tournament meeting:** NKU 69, at USI 66 (3/9/02)
- First meeting:** NKU 83, at USI 71 (1981-82)
- Last year:** NKU 62, at USI 48 (January 8, 2009)
- This year:** at USI 85, NKU 76 (12/5/09); USI 75, at NKU 72 (2ot) (2/18/10)

USI at University of Wisconsin-Parkside (23-7, 13-5 GLVC)

- Series Record:** USI leads all-time series, 19-6.
- Series since 2000:** USI leads series, 11-6.
- Series record in the NCAA Tournament:** First meeting.
- Last NCAA Tournament meeting:** n/a
- First meeting:** USI 93, at UWP 60 (1995-96)
- Last year:** at UWP 75, USI 67 (12/6/08)
- This year:** at UWP 74, USI 64 (1/28/10)

#6 USI vs. #5 The University of Findlay Oilers (21-8, 15-7 GLIAC)

- Series record:** First meeting.
- Series since 2000:** First meeting.
- Series record in the NCAA Tournament:** First meeting.
- Last NCAA Tournament meeting:** n/a.
- First meeting:** n/a.
- Last meeting:** n/a.

2009-10 University of Southern Indiana Screaming Eagles

	<u>PLAYER</u>	<u>2009-10 Statistics</u>			<u>2009-10 Season Highs</u>	<u>USI Career Highs</u>
		<u>Pt.</u>	<u>Reb.</u>	<u>Ast.</u>		
	#1 Rinesha Soaper Pronunciation: Rye-KNEE-shuh 5'4"...Sophomore...Guard Hometown: Henderson, KY H.S.: Henderson County	7.7	1.1	1.1	Pts: 21-Urbana, 11/18 Reb: 5-Rockhurst, 2/6 Ast: 4-Twice, last on 11/24 Stl: 4-Three times, last on 1/7 Double-figure scoring: 8 20-point outings: 2	Pts: 26-Wayne State, 12/29/08 Reb: 5-Rockhurst, 2/6/10 Ast: 4-Six times, last on 11/24/09 Stl: 5-Three times, last on 1/15/09 Double-figure scoring: 19 20-point outings: 3
	#4 Cootie Leeberg Pronunciation: Coo-tee 5'7"...Sophomore...Guard Hometown: Lombard, IL H.S.: Montini Catholic	5.1	1.6	1.2	Pts: 13-Twice, last on 12/3 Reb: 3-Seven times, last 2/28 Ast: 4-Three times, last 2/20 Stl: 3-Three times, last 2/22 Double-figure scoring: 7	Pts: 13-Twice, last on 12/3/09 Reb: 4-Abilene Christian, 11/15/08 Ast: 4-Four times, last on 2/20/10 Stl: 3-Three times, last 2/22/10 Double-figure scoring: 7
	#10 Ladi Stallard Pronunciation: Lah-dee Stahl-lerd (a is like at in both) 5'11"...Freshman...Guard Hometown: Olney, IL H.S.: Olney East Richland	0.0	0.0	0.3	Pts: n/a Reb: n/a Ast: 1-Marygrove, 11/22 Stl: n/a	First Year at USI
	#12 Anaris Sickles Pronunciation: Uh-nair-is 6'0"...Senior...Forward Hometown: Harrodsburg, KY H.S.: Lexington Catholic Last School: Evansville	6.6	3.7	0.8	Pts: 22-Lewis, 1/30 Reb: 8-Indianapolis, 2/13 Ast: 4-Rockhurst, 2/6 Stl: 3-Indianapolis, 2/13 Double-figure scoring: 5 20-point outings: 1	First Year at USI
	#13 Abby Williams Pronunciation: as sounds 6'0"...Senior... Guard/Forward Hometown: St. Joseph, IL H.S.: St. Joseph-Ogden Last School: Kankakee C.C.	8.4	5.4*	1.1	Pts: 22-Quincy, 2/22 Reb: 11-Three times, last 2/22 Ast: 3-San Fran. St., 10/31 Stl: 2-Six times, last 2/22 Double-figure scoring: 11 20-point outings: 2 Double-figure rebounding: 3 Double-Doubles: 2	Pts: 22-Quincy, 2/22/10 Reb: 11-Six times, last 2/22/10 Ast: 5-Edinboro, 11/22/08 Stl: 3-Five times, last on 2/28/09 Double-figure scoring: 22 20-point outings: 2 Double-figure rebounding: 8 Double-Doubles: 6
	#21 Stephanie Gehlhausen Pronunciation: Gell-hows-in 5'10"...Junior...Guard Hometown: Newburgh, IN H.S.: Castle Last School: Ala.-Huntsville	1.3	0.9	0.3	Pts: 5-St. Joseph's, 1/7 Reb: 2-Five times, last 2/13 Ast: 2-Fort Lewis, 11/1 Stl: 2-Marygrove, 11/22	First Year at USI
	#22 Amie Newhart Pronunciation: as sounds 5'6"...Junior...Guard Hometown: Mulberry, IN H.S.: Clinton Prairie	12.0	3.5	3.4*	Pts: 30-Indianapolis, 2/13 Reb: 7-Ill.-Springfield, 1/2 Ast: 8-Twice, last on 1/4 Stl: 4-Twice, last on 12/3 Double-figure scoring: 19 20-point outings: 2 30-point outings: 1	Pts: 30-Indianapolis, 2/13/10 Reb: 7-Three times, last on 1/2/10 Ast: 8-Three times, last on 1/4/10 Stl: 5-UW-Parkside, 1/10/08 Double-figure scoring: 51 20-point outings: 3 30-point outings: 1
	#23 Chantiera Johnson Pronunciation: Shan-tee-air-uh 5'10"...Freshman...Guard/Forward Hometown: St. Louis, MO H.S.: Hazelwood Central	0.9	0.4	0.2	Pts: 7-Marygrove, 11/22 Reb: 2-Maryville, 1/9 Ast: 1-Twice, last on 12/3 Stl: 3-Marygrove, 11/22	First Year at USI




*Team Leader.

Continued on next page...

PLAYER		2009-10 Statistics			2009-10 Season Highs	USI Career Highs
		Pt.	Reb.	Ast.		
	#24 Lauren Meneghetti Pronunciation: MEN-eh-get-EE 5'10"...Junior...Guard Hometown: Munster, IN H.S.: Munster	7.0	2.6	1.6	Pts: 18-Bellarmine, 2/20 Reb: 9-Western Oregon, 10/30 Ast: 6-Quincy, 2/22 Stl: 4-Wayne State, 11/15 Double-figure scoring: 8 20-point outings: 0	Pts: 26-SE Oklahoma St., 11/16/08 Reb: 9-Wesern Oregon, 10/30/09 Ast: 8-Drury, 2/7/09 Stl: 4-Three times, last on 11/15/09 Double-figure scoring: 19 20-point outings: 1
	#25 Stephanie McSparin Pronunciation: Mic-spare-in 6'1"...Junior...Forward/Center Hometown: Marion, IL H.S.: Marion Last School: John A. Logan	3.1	3.0	0.4	Pts: 12-Ill.-Springfield, 1/2 Reb: 12-Northern Ky., 2/18 Ast: 2-Marygrove, 11/22 Stl: 2-Ferris State, 12/30 Double-figure scoring: 1 Double-figure rebounding: 2	First Year at USI
	#30 Ellen Young Pronunciation: as sounds 5'5"...Junior... Guard Hometown: Salem, IL H.S.: Salem Community Last School: SIU Carbondale	15.1*	4.4	2.0	Pts: 30-Northern Ky., 12/5 Reb: 8-Twice, last on 2/20 Ast: 4-Three times, last 2/20 Stl: 4-Four times, last on 2/9 Double-figure scoring: 23 20-point outings: 6 30-point outings: 1 Double-figure rebounding: 0 Double-Doubles: 0	Pts: 30-Northern Ky., 12/5/09 Reb: 12-Truman State, 12/22/08 Ast: 6-Missouri S&T, 2/21/09 Stl: 5-Grace, 11/29/08 Double-figure scoring: 41 20-point outings: 10 30-point outings: 1 Double-figure rebounding: 2 Double-Doubles: 2
	#31 Simone Swary Pronunciation: Swore-ee 5'11"...Freshman...Forward Hometown: Ft. Wayne, IN H.S.: Northrop	1.7	0.7	0.3	Pts: 5-Marygrove, 11/22 Reb: 2-Marygrove, 11/22 Ast: n/a Stl: 1-Ferris State, 12/30	First Year at USI
	#40 Courtney Perry Pronunciation: as sounds 6'0"...Junior...Forward/Center Hometown: Crown Point, IN H.S.: Crown Point	2.3	2.4	0.3	Pts: 6-Twice, last on 1/9 Reb: 7-Twice, last on 2/13 Ast: 2-Marygrove, 11/22 Stl: 2-Three times, last 1/2	Pts: 6-Three times, last on 1/9/10 Reb: 7-Twice, 2/13/10 Ast: 2-Three times, last on 11/22/09 Stl: 2-Twice, last on 11/22/09
	#43 Leigha Thompson Pronunciation: Leah 6'2"...Sophomore...F/C Hometown: Teutopolis, IL H.S.: Teutopolis	2.3	1.8	0.3	Pts: 7-Marygrove, 11/22 Reb: 5-Marygrove, 11/22 Ast: 1-Marygrove, 11/22 Stl: 1-Ferris State, 12/30	Pts: 7-Marygrove, 11/22/09 Reb: 5-Marygrove, 11/22/09 Ast: 1-Marygrove, 11/22/09 Stl: 1-Ferris State, 12/30/09
	#44 Ashton Mertens Pronunciation: as sounds 6'1"...Sophomore...F/C Hometown: Morton, IL H.S.: Morton Last School: Kankakee C.C.	7.1	4.0	0.6	Pts: 19-N. Alabama, 12/9 Reb: 14-Fort Lewis, 11/1 Ast: 2-Three times, last 1/4 Stl: 2-Maryville, 1/9 Double-figure scoring: 8 Double-figure rebounding: 1	First Year at USI

***Team Leader.**

2009-10 Women's Basketball Coaching Staff

	Rick Stein Head Coach (11th season) Pronunciation: Styne		Randa Dallas Assistant Coach (11th season) Pronunciation: Ran-duh		Michelle Irwin-Wagner Assistant Coach (4th season) Pronunciation: as sounds
--	--	---	---	---	---

Starters in last game:	PPG	RPG	APG	Last Game
#12 Anaris Sickles (6'0"...Sr...F...Harrodsburg, KY)	6.6	3.7	0.8	4 pts, 4 rbs, 1 ast
#13 Abby Williams (6'0"...Sr...G/F...St. Joseph, IL)	8.4	5.4*	1.1	5 pts, 7 rbs, 1 ast
#22 Amie Newhart (5'6"...Jr...G...Mulberry, IN)	12.0	3.5	3.4*	10 pts, 4 rbs, 1 ast
#24 Lauren Meneghetti (5'10"...Jr...G...Munster, IN)	7.0	2.6	1.6	5 pts, 3 rbs, 2 asts
#30 Ellen Young (5'5"...Jr...G...Salem, IL)	15.1*	4.4	2.0	16 pts, 5 rbs, 2 asts

* Team Leader; Last game was vs. Lewis University (February 28, 2010).

GLVC Standings (a.m. March 6, 2010) Latest Results

School	GLVC	Pct.	Div	Overall	Pct.	Streak
East Division						
Indianapolis#	16-2	0.889	6-2	26-3	0.897	L1
Southern Indiana#	13-5	0.722	7-1	22-8	0.733	L1
Northern Kentucky *	13-5	0.722	4-4	20-9	0.690	L1
Bellarmino*	9-9	0.500	3-5	16-12	0.571	L2
Kentucky Wesleyan*	5-13	0.278	0-8	12-16	0.429	L5
West Division						
Drury#	15-3	0.833	8-0	26-6	0.812	W8
Missouri S&T*	8-10	0.444	4-4	14-14	0.500	L2
Missouri-St. Louis*	7-11	0.389	3-5	12-17	0.414	L1
Rockhurst	5-13	0.278	3-5	9-18	0.333	W1
Maryville^	3-15	0.167	2-6	5-21	0.192	L11
North Division						
UW-Parkside#	13-5	0.722	6-2	23-7	0.767	L1
Lewis*	12-6	0.667	6-2	18-12	0.600	L1
Quincy*	10-8	0.556	4-4	20-9	0.690	L1
Saint Joseph's*	6-12	0.333	4-4	8-20	0.286	L2
Illinois-Springfield^	0-18	0.000	0-8	3-24	0.111	L4

February 27, 2010 (GLVC Tournament First Round)

#3W Missouri-St. Louis 85, #4N St. Joseph's 73
-at Indianapolis, IN
 #3N Quincy 92, #4E Bellarmine 78
-at Springfield, MO
 #3E Northern Kentucky 68, #4W Kentucky Wesleyan 55
-at Kenosha, WI
 #2N Lewis 69, #2W Missouri S&T 62
-at Evansville, IN

February 28, 2010 (GLVC Tournament Quarterfinals)

at #1E Indianapolis 94, #3W Missouri-St. Louis 66
 at #1W Drury 88, #3N Quincy 68
 at #1N UW-Parkside 50, #3E Northern Kentucky 36
#2N Lewis 56, at #2E Southern Indiana 54

March 6, 2010 (GLVC Tournament Semifinals)

-at Springfield, IL
 #1N UW-Parkside 66, #1E Indianapolis 58
 #1W Drury 67, #2N Lewis 63

March 7, 2010 (GLVC Tournament Championship)

-at Springfield, IL (1 p.m.)
 #1W Drury 68, #1N UW-Parkside 63

#Clinched division title and/or host site fore First/Quarterfinal Rounds;
 *Clinched berth in GLVC Tournament; ^Not eligible for GLVC Tournament.

Upcoming Schedule

NCAA II Midwest Region Tournament

Houghton, MI (MTU SDC Gymnasium)
 Friday, March 12 – Monday, March 15

March 12, 2010 (Quarterfinals)

#6 Southern Indiana vs. #3 Drury, 11 a.m.
 #7 Northern Michigan vs. #2 Indianapolis, 1:30 p.m.
 #8 Northern Kentucky at #1 Michigan Tech, 5 p.m.
 #5 Findlay vs. #4 UW-Parkside, 7:30 p.m.

March 13, 2010 (Semifinals)

Southern Indiana/Drury winner vs.
 Northern Michigan/Indianapolis winner, 4 p.m.
 Northern Kentucky/Michigan Tech winner vs.
 Findlay/UW-Parkside winner, 6:30 p.m.

March 15, 2010 (Championship)

NCAA II Midwest Region Championship, 6 p.m.

March 23-26

NCAA II Elite Eight (St. Joseph, MO)

*All times are Central Time.

USI in the GLVC Rankings (a.m. March 12, 2010)

--Next report coming March 22, 2010

Category	Overall	GLVC Only
Scoring Offense:.....	75.1 (4 th)	74.2 (4 th)
Scoring Defense:.....	67.2 (8 th)	68.9 (8 th)
Scoring Margin:.....	+7.9 (5 th)	+5.2 (7 th)
FT Percentage:.....	.765 (1 st)	.769 (2 nd)
FG Percentage:.....	.427 (7 th)	.415 (9 th)
FG % Defense:.....	.429 (10 th)	.421 (8 th)
3-pt. FG Percentage:.....	.357 (5 th)	.344 (7 th)
3-pt. FG % Defense:.....	.341 (7 th)	.311 (2 nd)
Rebounding Off.:.....	35.6 (12 th)	36.3 (8 th)
Rebounding Def.:.....	36.6 (8 th)	38.4 (11 th)
Rebounding Margin:.....	-1.0 (13 th)	-2.2 (11 th)
Blocked Shots:.....	1.30 (15 th)	1.11 (15 th)
Assists:.....	12.70 (11 th)	11.67 (12 th)
Steals:.....	9.10 (4 th)	8.72 (6 th)
Turnover Margin:.....	+5.20 (2 nd)	+4.39 (2 nd)
Assist/TO Ratio:.....	0.77 (9 th)	0.73 (11 th)
Off. Rebounds:.....	11.93 (9 th)	12.44 (5 th)
Def. Rebounds:.....	23.70 (12 th)	23.83 (10 th)
3-pt. FGs Made:.....	6.30 (8 th)	6.11 (t-8 th)

Regional Rankings

(as of FINAL)

1. Michigan Tech
2. Indianapolis
3. Wisconsin-Parkside
4. Drury
5. Findlay
6. Southern Indiana
7. Northern Michigan
8. Northern Kentucky
9. Grand Valley State
10. Lake Erie

USI individuals in the GLVC Rankings (a.m. March 12, 2010)

The Eagles have five players ranked in 10 GLVC statistical categories:

Cootie Leeberg (1 category) is 15th in free throw percentage (.784);

Amie Newhart (6 categories) is third in free throw percentage (.873), is fourth in assist-to-turnover ratio (1.80), is sixth in minutes played (31.97 mppg), is 14th in 3-point field goal percentage (.398), is 15th in assists (3.37), and is 21st in scoring (12.0 ppg);

Anaris Sickles (1 category) is 11th in free throw percentage (.802);

Abby Williams (2 categories) is 14th in defensive rebounds (4.00 drpg) and is 18th in total rebounding (5.4 rpg);

Ellen Young (5 categories) is fourth in minutes played (32.27 mppg), is seventh in steals (1.83 spg), is seventh in scoring (15.1 ppg), is eighth in 3-point field goals made per game (1.93), and is 10th in free throw percentage (.804).

For more on the GLVC, log onto www.glvcsports.com;

USI in the Top 25 of the NCAA Rankings (a.m. March 12, 2010)

As a team, the Eagles are ranked in the top 25 of two NCAA II statistical categories:

Free throw percentage (16th); turnover margin (20th); **Notables:** Scoring offense (30th); three-point field goal percentage (39th); win-loss percentage (42nd).

The Eagles have one player ranked in the top 25 of one NCAA II statistical category:

Amie Newhart (1 category) is 13th in free throw percentage (.873).

For more on the GLVC, log onto www.ncaa.com;

2009-10 GLVC Preseason Poll

East Division		West Division	
Team (First-place votes)	Total Points	Team (First-place votes)	Total Points
1. Indianapolis (11)	63	1. Drury (14)	66
2. Northern Kentucky (4)	55	2. Missouri S&T (1)	52
3. Bellarmine	37	3. Missouri-St. Louis	36
4. Southern Indiana	29	4. Rockhurst	31
5. Kentucky Wesleyan	15	5. Maryville*	16

North Division	
Team (First-place votes)	Total Points
1. Quincy (8)	58
2. Lewis (4)	52
3. UW-Parkside (3)	49
4. Saint Joseph's	27
5. Illinois-Springfield*	14

Records when the Screaming Eagles are:	In 2009-10	Under Stein	In 2008-09	USA Today/ESPN D-II Top 25 Coaches Poll:
Playing at the PAC:.....	14-1	115-48	10-5	March 2, 2010 (Poll #13)
Playing on the Road:.....	5-5	50-64	2-6	Rk School (1st votes)
Playing at a Neutral Site:.....	3-2	24-18	2-2	1. Gannon (24)
Playing at night:.....	12-5	120-82	10-6	2. Franklin Pierce (2)
Playing during the day:.....	10-3	69-48	4-7	3. Michigan Tech
Playing on Monday:.....	2-0	15-2	3-0	4. Arkansas Tech
Playing Tuesday:.....	1-0	13-1	0-0	5. Indianapolis
Playing on Wednesday:.....	3-0	10-6	1-1	6. Fort Lewis
Playing on Thursday:.....	5-4	52-45	3-3	7. Washburn
Playing on Friday:.....	1-0	11-10	1-1	8. Delta State
Playing on Saturday:.....	7-2	71-59	5-7	9. West Texas
Playing on Sundays:.....	3-2	17-7	1-1	10. Fort Valley State
Leading at the half:.....	16-1	157-33	13-5	11. Lander
Trailing at the half:.....	6-6	26-94	0-8	12. UC-San Diego
Tied at the half:.....	0-1	6-3	1-0	13. Seattle Pacific
Playing in overtime:.....	3-0	9-6	1-0	14. Alaska-Anchorage
Playing in October:.....	1-1	1-1	0-0	15. Emporia State
Playing in November:.....	6-1	38-14	4-2	16. Holy Family
Playing in December:.....	4-0	51-18	3-2	17. Tampa (Fla.)
Playing in January:.....	4-4	40-49	4-4	18. Western Washington
Playing in February:.....	7-2	50-40	3-5	19. Clayton State
Playing in March:.....	0-0	9-8	0-0	20. Francis Marion
Outshooting opponent:.....	14-0	140-23	9-0	21. Concordia-St. Paul
Being outshot by opponent:.....	8-8	48-107	5-13	22. Wayne State
Tie in shooting percentage:.....	0-0	1-0	0-0	23. Carson-Newman
Shooting 50 % or better:.....	5-0	54-3	4-0	24. Lenoir-Rhyne
Shooting less than 50 %:.....	17-8	135-127	10-13	25. California-Pennsylvania
Outrebounding opponent:.....	12-1	110-47	10-5	
Being outrebounded:.....	10-7	65-77	2-7	Dropped out:
Tied in rebounding:.....	0-0	14-6	2-1	Tarleton State-43; Millersville-40.
Opponent has more turnovers:.....	19-6	148-49	11-5	
USI has more turnovers:.....	2-1	33-71	3-6	Others Receiving Votes:
Teams were tied in turnovers:.....	1-1	8-10	0-2	Drury-39; Northeastern St.-38; Fayetteville
USI scores under 70 points:.....	2-7	30-94	3-12	St.-34; Seton Hill-23; UW-Parkside-20;
USI scores 70-79 points:.....	8-0	57-25	3-0	Quincy-11; NW Nazarene-7; Newberry-6;
USI scores 80-89 points:.....	9-1	62-8	5-1	Stonehill-6; Tusculum-6; Fairmont St.-4; Pace-
USI scores 90-99 points:.....	2-0	31-1	3-0	4; Virginia St.-4; Minn.-Duluth -3; Barry-2;
USI scores 100 or more points:.....	1-0	10-1	0-0	Bentley-2; Cal Poly-Pomona-1; Grand
USI vs. Division II Teams:.....	20-8	168-130	12-13	Canyon-1; Lynn-1; Northern Mich.-1; Central
USI vs. Midwest Region:.....	17-6	144-115	9-12	Okla.-1.
USI vs. NAIA:.....	2-0	20-0	2-0	
USI vs. USCAA:.....	0-0	1-0	0-0	
USI vs. GLVC:.....	13-6	116-109	6-11	
USI vs. non-GLVC:.....	9-2	71-21	8-2	
USI vs. Top 25:.....	2-2	15-31	0-3	

Coach Stein vs. the GLVC			
Opponent	Record (Pct.)	Opponent	Record (Pct.)
Bellarmine.....	6-13 (.316)	Missouri S&T.....	1-8 (.111)
Drury.....	2-7 (.222)	Missouri-St. Louis.....	17-4 (.810)
Illinois-Springfield.....	7-0 (1.000)	Northern Kentucky.....	8-12 (.400)
Indianapolis.....	6-11 (.353)	Quincy.....	7-15 (.318)
Kentucky Wesleyan.....	15-3 (.833)	Rockhurst.....	7-3 (.700)
Lewis.....	9-13 (.409)	Saint Joseph's.....	13-4 (.765)
Maryville.....	1-0 (1.000)	Wisconsin-Parkside.....	12-7 (.632)

NCAA II Midwest Region Tournament Notes

- **Eagles return to NCAA Tournament.** The University of Southern Indiana women's basketball has returned to the GLVC Tournament for the first time since the 2003-04 season after securing racking up a 22-8 overall record and a 17-6 mark against the Midwest Region.
- **USI in the NCAA Tournament.** USI is making its eighth trip to the NCAA II Tournament and its fourth under Head Coach **Rick Stein**. The Eagles are 8-7 (.533) all-time in the NCAA II Tournament and have captured the regional championship twice times.

1995 Regional (at Houghton, MI)

lost to Oakland, 69-88

1996 Regional (at Louisville, KY)

def. Oakland, 84-83
lost Bellarmine, 80-89

1997 Regional (at Marquette, MI)

def. Michigan Tech, 66-48
def. Northern Michigan, 78-67

1997 Elite Eight (at Grand Forks, ND)

def. Delta State, 70-55
def. UC-Davis, 70-62
lost North Dakota, 78-94

1998 Regional (at USI)

lost Michigan Tech, 92-94 (2 ot)

2001 Regional (at Houghton, MI)

def. Gannon, 84-79
def. Northern Michigan, 86-77

2001 Elite Eight (at Rochester, MN)

lost Columbus State, 73-79

2002 (at USI)

def. Hillsdale, 84-63
lost Northern Kentucky, 66-69

2004 (at Quincy, IL)

lost Lake Superior State, 86-100

- **Eagles in familiar territory.** USI will play an NCAA II Regional Tournament in Houghton, Michigan for the third time when it takes on Drury in the opening round. The Eagles' last trip to Houghton for an NCAA II Tournament resulted in a regional championship and berth in the 2001 NCAA II Elite Eight. Overall, the Eagles are making their fourth trip to Michigan's Upper Peninsula.
- **USI is 3-2 on neutral floors in 2009-10.** The Eagles are 3-2 this year on neutral courts. USI went 1-2 at the Disney Division II West Coast Tip-Off Classic; then went 2-0 at the Bellarmine Thanksgiving Classic.
- **Eagles with national tournament experience.** USI has four players on its roster with national post-season tournament experience. Senior forward **Anaris Sickles** was a member of the University of Evansville squad that went to the second round of the Women's NIT in 2008, while senior guard/forward **Abby Williams** and sophomore forward/center **Ashton Mertens** were members of the Kankakee's NJCAA II Tournament teams. Junior forward/center **Stephanie McSparin** was a member of Southeastern Illinois's NJCAA I Tournament squad as a freshman.

GLVC Tournament Notes

- **USI falls to Lewis in GLVC Tournament.** USI saw its five-game winning streak come to an end with a 56-54 loss to Lewis in the quarterfinals of the GLVC Tournament. The Eagles missed 21 shots in the paint, including 17 layups, but still had a chance to tie or win the game with their last possession.
- **Young led USI against Lewis.** Junior guard **Ellen Young** led the Eagles in their loss to Lewis as she finished with 16 points. Young, who had five rebounds and two assists, drained three shots from behind the arc.

Screaming Eagles Game Notes

- **Young, Newhart garner All-GLVC honors.** Junior guards **Ellen Young** and **Amie Newhart** were selected to the All-GLVC teams as announced by the league office Friday. Young earned second-team honors after earning third-team accolades a year ago. Newhart earned third-team honors marking the first time in her career she has been named to the All-GLVC squad.
- **Eagles on record pace.** USI is on pace to break its single-season record for free throw percentage. The Eagles, who currently lead the GLVC in free throw percentage (.765, 546-714), are two percentage points higher than their previous record (.763, 489-641) that was set in the 2003-04 season.
- **Newhart set to shatter single-season mark.** Junior guard **Amie Newhart** is on pace to shatter the Eagles' single-season free throw percentage. Newhart, who is third in the GLVC in free throw percentage (.873, 110-126), is 11 percentage points higher than the previous mark set by Andrea Engleking (.862, 100-116) in 2004-05.
- **USI in overtime.** The Eagles improved to 3-0 in overtime this season with their win over Quincy, with all three wins coming in February. Not including the Eagles' overtime record, the GLVC as a whole is a combined 4-5 in overtime games this season.

- **Williams has memorable Senior Night!** Senior guard/forward **Abby Williams** scored a career-high 22 points and pulled down 11 rebounds to lead the Eagles past Quincy on Senior Night. Williams scored 16 points after the intermission as she recorded her second double-double in three games. Williams currently has six career double-doubles as a Screaming Eagle.
- **Young earns second GLVC honor.** Junior guard **Ellen Young** was named the GLVC Player of the Week for the second time this season when she averaged 19.7 points and 5.7 rebounds per game in USI's wins over Kentucky Wesleyan, Northern Kentucky, and Bellarmine. She earned the honor earlier in the season after averaging 27.0 ppg in USI's wins over Bellarmine and Northern Kentucky.
- **Eagles reach 20-win plateau for the eighth time.** The Eagles are reached the 20-win plateau for the eighth time in the program's history with their win over Northern Kentucky. The previous seven times the Eagles have reached the 20-win plateau, USI has advanced to the NCAA II Tournament.
- **USI finishes 7-1 against divisional foes.** The Eagles went 7-1 against the GLVC East Division in 2009-10. USI's division record was second only to Drury, which posted a perfect 8-0 mark against the GLVC West Division. The GLVC East Division sent three teams to the NCAA II Tournament.
- **Second-half adjustments.** During the Eagles five-game winning streak to close the regular season, USI won three of the games despite trailing at the half. The Eagles are 6-6 this season when trailing at the intermission after going 0-8 in 2008-09 when trailing at the break.
- **Ball protection.** USI has kept its turnovers to a minimum as of late. The matched a five-year low for turnovers when they coughed the ball up nine times against in its win over Bellarmine. The Eagles also turned the ball over just nine times against Lewis in the GLVC Tournament.
- **50-plus rebounding efforts.** USI's 52 rebounds against Northern Kentucky marked the second time this season that the Eagles have recorded at least 50 rebounds. USI also grabbed 50 rebounds against Marygrove earlier this season. Under Head Coach **Rick Stein**, the Eagles are 22-1 all-time when recording at least 50 rebounds. USI's record for rebounds in a single game is 67, against Kentucky State on February 13, 1993; while the most rebounds the Eagles have recorded under Stein are 58, against Northwest Missouri State on December 20, 2000.
- **McSparin controlling the glass.** Junior forward/center **Stephanie McSparin** has dominated the glass in USI's final three regular-season games, averaging 9.7 rpg during that span. McSparin pulled down 12 rebounds against Northern Kentucky and had 11 rebounds against Bellarmine.
- **30-point efforts.** Junior guard **Amie Newhart's** 30-point effort against Indianapolis was the second time this season a USI player has reached the 30-point plateau. Fellow classmate **Ellen Young** scorched Northern Kentucky earlier this season with a career-high 30 points, marking the first time since January 4, 2007 (Katie Theisenhusen) that a USI player had reached the 30-point plateau. Newhart's 30-point outing was the 14th time since 2000 that a USI player has reached the 30-point plateau.
- **Eagles finish home slate 14-1.** USI went 14-1 at home this season and is averaged 80.0 points per game during that span. The Eagles are shooting 45.0 percent from the field, 37.6 percent from the arc. The Eagles are averaging 67.5 points per contest and are shooting 40.2 percent from the field, 32.9 percent from three-point range, in their 10 road games.
- **USI eclipse 2,000-point plateau.** The Eagles eclipsed the 2,000-point plateau for the first time since 2006-07 and the fifth time under Head Coach **Rick Stein**. In three of the previous four seasons that USI has racked up 2,000 points under Stein, the Eagles have advanced to the NCAA II Tournament.
- **Eagles' depth hurting opponents.** USI's depth has hurt the opposition this season. The Eagles have seen their bench outscore the opposition's reserves by 8.6 points per game (26.6-18.0). USI's bench has outscored the opposition in 22 of its 30 games this season, including 15 of its 18 GLVC contests.
- **Eagles putting up big numbers.** USI has reached the 80-point plateau 13 times this season and the 90-point plateau three times. USI scored 80 or more points in nine contests in 2008-09 and only three times in 2007-08. The last time USI reached the 80-point plateau 10 times in one season was 2004-05. During their NCAA II Tournament runs under Head Coach **Rick Stein**, the Eagles reached the 80-point plateau a combined 57 times (21 times in 2000-01; 19 times in 2001-02; 17 times in 2003-04).
- **Meneghetti tied for 34th in career scoring.** Junior guard **Lauren Meneghetti**, who scored a season-high 18 points in USI's win over Bellarmine and dished out a season-best six assists in USI's win over Quincy, is currently tied for 34th all-time at USI with 542 career points.
- **Young eclipses 1,000-point mark.** Junior guard **Ellen Young**, who recorded her 1,000th career collegiate point against UW-Parkside, continues to climb up USI's all-time scoring list. Young, who has amassed 1,167 points in her two seasons at USI and her freshman year at SIU Carbondale, is currently 20th all-time at USI with 809 points in a USI uniform.

- **Newhart making move in record books.** Junior guard **Amie Newhart** is moving up in USI's record books. Newhart is currently tied for 12th all-time at USI with 945 career points and seventh all-time at USI with 253 career assists. Newhart, who needs just 55 points to become the 11th player in the program's history to reach the 1,000-point plateau, needs 54 points to surpass Deb Pope for 11th on USI's all-time scoring list.
- **20-point plateau.** Junior guards **Amie Newhart** (2) and **Ellen Young** (6), senior guard/forward **Abby Williams** (2), senior forward **Anaris Sickles** (1), and sophomore guard **Rinesha Soaper** (2) have combined for 13 20-point outings this season.
- **Young earns national honor.** Junior guard **Ellen Young** was recognized as the national Player of the Month for December by the *Division II Bulletin*. Young averaged 20.3 points per game and shot 59.6 percent (28-47) from the field to lead the Eagles to a 4-0 record including wins over GLVC rivals Bellarmine and Northern Kentucky. Young, who scored a career-high 30 points against Northern Kentucky, also shot 47.8 percent (11-23) from three-point range and 93.3 percent (14-15) from the free throw line.
- **Williams, Newhart claim "All-Classic" honors.** Senior guard/forward **Abby Williams** and junior guard **Amie Newhart** were named to the Bellarmine Thanksgiving Classic "All-Classic" team for their efforts throughout the two-game event. Williams led the Eagles with 16.5 ppg and 6.5 rpg during the two-day classic, while Newhart chipped in 15.0 ppg and 5.0 apg.
- **Eagles claim share of Bellarmine Thanksgiving Classic title.** USI claimed a share of the Bellarmine Thanksgiving Classic championship by beating Saint Francis and Hillsdale. Host Bellarmine also went 2-0 with victories over Saint Francis and Hillsdale as well.
- **Eagles finish second at Disney.** The University of Southern Indiana women's basketball team finished second at the Disney D-II West Coast Tip-Off Classic. The Screaming Eagles, who posted a seven-point win over Western Oregon before suffering back-to-back three-point setbacks to San Francisco State and No. 5 Fort Lewis, had the point-differential tie-breaker over San Francisco State and Western Oregon.
- **Newhart earns All-Tournament honors.** Junior guard **Amie Newhart** earned All-Tournament honors at the Disney D-II West Coast Tip-Off Classic after averaging a team-best 15.7 points per contest. Newhart, who was second among all players in scoring at the Disney D-II West Coast Tip-Off Classic, racked up double-digits in all three games, including a team-high tying 20 points against Fort Lewis.
- **Stein is USI's all-time winningest coach.** Head Coach **Rick Stein** surpassed former Head Coach Chancellor Dugan for first place on the program's all-time wins list with USI's 80-75 victory over Wayne State (12/29/08). Stein, who has been a part in 346 victories during his stay at USI, has put up 189 victories in his 10-plus years at the helm of the USI women's basketball program. Stein reached his 100th career victory in just 151 games, making him the fastest coach in the program's history to accomplish that feat.
- **Magic Mark: 75 points.** The Eagles have won 100 of their last 112 games when scoring at least 75 points. USI is 200-19 (.913) since 1996-97 when reaching the 75-point plateau.

Southern Indiana vs. Lewis University (February 28, 2010)

Official Basketball Box Score -- Game Totals -- Final Statistics

Lewis University vs Southern Indiana

02-28-10 1 p.m. at Evansville, IN (PAC)

VISITORS: Lewis University 18-11

##	Player Name	TOT-FG		3-PT	REBOUNDS			PF	TP	A	TO	BLK	S	MIN	
		FG-FGA	FG-FGA	F'T-F'TA	OF	DE	TOT								
24	Carbaugh, Devon.....	f	4-7	1-2	0-0	3	6	9	4	9	1	1	0	1	28
34	Turpel, Jenny.....	f	8-13	0-1	2-2	4	10	14	2	18	2	3	0	0	34
03	Murdock, Labrenthia..	g	2-10	0-6	0-0	1	2	3	3	4	3	2	1	2	26
12	Currin, Kady.....	g	0-3	0-1	0-0	0	4	4	2	0	3	2	0	1	33
32	Dianis, Kelly.....	g	2-8	1-5	2-3	2	1	3	2	7	2	3	0	0	29
05	Hawkins, Lauresha...		1-1	1-1	0-0	0	1	1	0	3	1	0	0	0	7
25	Monaco, Kelly.....		3-8	3-8	0-0	0	1	1	0	9	0	2	0	0	22
44	Shaw, Lory.....		3-5	0-0	0-1	0	3	3	2	6	0	1	0	1	21
TEAM.....						1	1	2							
Totals.....			23-55	6-24	4-6	11	29	40	15	56	12	14	1	5	200

TOTAL FG% 1st Half: 12-28 42.9% 2nd Half: 11-27 40.7% Game: 41.8% DEADB
 3-Pt. FG% 1st Half: 3-15 20.0% 2nd Half: 3-9 33.3% Game: 25.0% REBS
 F Throw % 1st Half: 1-2 50.0% 2nd Half: 3-4 75.0% Game: 66.7% 0

HOME TEAM: Southern Indiana 22-8

##	Player Name	TOT-FG		3-PT	REBOUNDS			PF	TP	A	TO	BLK	S	MIN	
		FG-FGA	FG-FGA	F'T-F'TA	OF	DE	TOT								
12	Sickles, Anaris.....	f	1-4	0-0	2-2	2	2	4	3	4	1	2	0	0	18
13	Williams, Abby.....	f	1-7	1-5	2-2	1	6	7	1	5	1	2	1	1	30
22	Newhart, Amie.....	g	3-10	2-5	2-2	1	3	4	2	10	1	1	0	1	31
24	Meneghetti, Lauren..	g	2-4	1-1	0-0	2	1	3	0	5	2	2	0	1	23
30	Young, Ellen.....	g	6-14	3-5	1-2	1	4	5	2	16	2	0	0	0	34
01	Soaper, Rinesha.....		2-5	0-2	2-2	0	1	1	3	6	1	0	0	1	16
04	Leeberg, Cootie.....		0-3	0-1	3-4	1	2	3	1	3	2	0	0	1	16
25	McSparin, Stephanie..		1-5	0-0	1-2	2	0	2	1	3	0	2	0	1	18
40	Perry, Courtney.....		0-1	0-0	0-0	0	0	0	1	0	0	0	0	0	2
44	Mertens, Ashton.....		1-3	0-0	0-0	0	1	1	1	2	0	0	1	0	12
TEAM.....						1	3	4							
Totals.....			17-56	7-19	13-16	11	23	34	15	54	10	9	2	6	200

TOTAL FG% 1st Half: 7-27 25.9% 2nd Half: 10-29 34.5% Game: 30.4% DEADB
 3-Pt. FG% 1st Half: 5-13 38.5% 2nd Half: 2-6 33.3% Game: 36.8% REBS
 F Throw % 1st Half: 3-4 75.0% 2nd Half: 10-12 83.3% Game: 81.3% 2

Officials: Kelly Hill, Dan Morgan, Kim Hobbs

Technical fouls: Lewis University-None. Southern Indiana-None.

Attendance: 700

Score by Periods	1st	2nd	Total
Lewis University.....	28	28	- 56
Southern Indiana.....	22	32	- 54

GLVC Women's Basketball Tournament (Quarterfinals). Lewis is the #2 seed from the GLVC North Division; USI is the #2 seed from the GLVC East Division. Lewis advances to the GLVC semifinals in Springfield, IL.

Points in the paint-LEWIS 28,USI 16. Points off turnovers-LEWIS 10,USI 21.
 2nd chance points-LEWIS 12,USI 2. Fast break points-LEWIS 0,USI 2.
 Bench points-LEWIS 18,USI 14. Score tied-1 time. Lead changed-1 time.
 Last FG-LEWIS 2nd-04:37, USI 2nd-00:37.
 Largest lead-LEWIS by 11 1st-07:29, USI by 3 1st-19:47.

Southern Indiana Game-by-Game Points-Rebounds-Assists (as of a.m. March 12, 2010)

Opponent	Date	Score	WL	01 SOAPER, RI	04 LEEGER, C	10 STALLARD,	12 SICKLES, A	13 WILLIAMS,	21 GEHLHAUSE	22 NEWHART, A	23 JOHNSON, C	24 MENEHETT
vs Western Oregon	10-30-09	71-64	W	7- 1- 1	7- 1- 0	DNP	16- 5- 0	0- 5- 2	0- 1- 1	10- 3- 1	0- 0- 0	7- 9- 4
vs San Francisco State	10-31-09	59-62	L	2- 0- 0	0- 2- 1	DNP	5- 7- 0	0- 1- 3	1- 1- 0	17- 1- 3	DNP	7- 2- 2
vs Fort Lewis College	11-01-09	81-84	L	20- 2- 2	3- 0- 1	DNP	10- 3- 1	7- 5- 2	0- 0- 2	20- 4- 1	DNP	5- 0- 1
at Wayne State	11-15-09	69-68	W	7- 2- 2	1- 3- 0	DNP	9- 5- 3	9- 4- 0	0- 0- 0	11- 5- 1	DNP	11- 0- 3
URBANA	11-18-09	68-64	W	21- 1- 3	0- 1- 1	DNP	5- 2- 1	6- 6- 2	0- 0- 1	11- 3- 2	DNP	2- 2- 3
MARYGROVE	11-22-09	101-40	W	8- 4- 4	11- 3- 2	0- 0- 1	10- 3- 0	10- 4- 1	3- 2- 1	8- 4- 8	7- 1- 1	5- 0- 2
LINCOLN MEMORIAL	11-24-09	86-78	W	18- 2- 4	5- 2- 2	DNP	7- 3- 1	14- 9- 1	0- 0- 0	10- 1- 2	DNP	5- 0- 0
vs ST. FRANCIS	11-28-09	76-61	W	6- 2- 1	0- 2- 0	DNP	8- 5- 0	15- 8- 1	0- 1- 0	16- 5- 4	0- 0- 0	9- 3- 2
vs HILLSDALE	11-29-09	91-83	W	0- 1- 0	13- 3- 1	DNP	8- 5- 0	18- 5- 1	DNP	14- 3- 6	DNP	12- 5- 4
BELLARMINE	12-03-09	89-63	W	10- 1- 2	13- 0- 0	DNP	4- 3- 1	2- 6- 1	0- 0- 0	9- 5- 4	0- 0- 1	8- 1- 2
NORTHERN KENTUCKY	12-05-09	85-76	W	4- 0- 0	0- 2- 4	DNP	6- 2- 1	5- 4- 0	DNP	16- 5- 4	DNP	16- 4- 1
NORTH ALABAMA	12-09-09	91-62	W	7- 1- 1	7- 2- 4	DNP	0- 4- 2	11- 6- 1	2- 0- 0	12- 3- 5	0- 0- 0	10- 4- 1
FERRIS STATE	12-30-09	71-52	W	2- 2- 1	6- 0- 2	0- 0- 0	7- 1- 0	8- 4- 2	3- 2- 1	16- 4- 3	0- 0- 0	3- 1- 0
ILLINOIS-SPRINGFIELD	01-02-10	77-58	W	9- 1- 1	4- 2- 0	DNP	0- 2- 0	DNP	2- 1- 0	15- 7- 5	0- 1- 0	11- 5- 2
SAINT JOSEPH'S	01-04-10	84-67	W	10- 1- 0	6- 0- 0	0- 0- 0	2- 4- 1	20- 5- 1	5- 2- 0	2- 3- 8	1- 0- 0	6- 2- 1
at Missouri S&T	01-07-10	51-73	L	8- 0- 0	1- 1- 1	DNP	0- 0- 0	0- 3- 0	5- 1- 0	16- 3- 0	DNP	5- 2- 0
at Maryville University	01-09-10	83-66	W	14- 1- 1	12- 3- 1	DNP	0- 0- 0	9- 6- 0	3- 0- 1	8- 4- 6	1- 2- 0	3- 2- 2
at Kentucky Wesleyan	01-14-10	79-61	W	4- 0- 2	6- 1- 0	DNP	14- 3- 1	8- 8- 1	0- 1- 0	19- 4- 4	DNP	4- 1- 1
at Indianapolis	01-21-10	64-74	L	0- 0- 0	5- 3- 2	DNP	9- 1- 2	8- 1- 0	DNP	7- 4- 4	DNP	17- 3- 0
at UW-Parkside	01-28-10	64-74	L	3- 1- 0	0- 3- 0	DNP	8- 3- 1	5- 1- 1	3- 2- 0	8- 0- 4	DNP	2- 3- 0
at Lewis University	01-30-10	51-60	L	2- 0- 1	2- 1- 0	DNP	22- 6- 0	5- 4- 2	0- 1- 0	7- 3- 2	DNP	5- 4- 1
MISSOURI-ST. LOUIS	02-04-10	75-66	W	9- 0- 0	10- 0- 1	DNP	6- 3- 0	4-11- 2	DNP	8- 3- 1	0- 0- 0	6- 1- 1
ROCKHURST	02-06-10	81-71	WO	8- 5- 2	0- 1- 1	DNP	11- 6- 4	10- 7- 0	0- 0- 0	18- 6- 1	DNP	4- 1- 0
at Drury	02-09-10	51-70	L	18- 1- 0	0- 1- 2	DNP	4- 6- 1	4- 3- 0	DNP	11- 0- 2	DNP	4- 4- 1
INDIANAPOLIS	02-13-10	82-76	W	7- 2- 2	DNP	DNP	4- 8- 0	1- 4- 2	1- 2- 0	30- 2- 4	DNP	2- 1- 1
KENTUCKY WESLEYAN	02-15-10	74-66	W	15- 0- 0	4- 0- 1	DNP	5- 6- 1	12- 6- 1	DNP	7- 3- 3	DNP	2- 2- 2
at Northern Kentucky	02-18-10	75-72	WO	0- 1- 0	7- 1- 1	DNP	4- 5- 1	16-11- 2	DNP	10- 5- 4	DNP	10- 3- 0
at Bellarmine	02-20-10	88-71	W	5- 0- 1	11- 2- 4	DNP	9- 5- 2	11- 3- 0	0- 1- 0	6- 4- 5	DNP	18- 2- 4
QUINCY	02-22-10	82-77	WO	2- 0- 0	11- 3- 0	DNP	2- 2- 0	22-11- 1	DNP	9- 4- 3	DNP	5- 7- 6
LEWIS UNIVERSITY	02-28-10	54-56	L	6- 1- 1	3- 3- 2	DNP	4- 4- 1	5- 7- 1	DNP	10- 4- 1	DNP	5- 3- 2

Opponent	Date	Score	WL	25 MCSPARIN,	30 YOUNG, ELL	31 SWARY, SIM	40 PERRY, COU	43 THOMPSON,	44 MERTENS, A
vs Western Oregon	10-30-09	71-64	W	0- 0- 0	14- 3- 1	DNP	2- 1- 0	DNP	8- 6- 2
vs San Francisco State	10-31-09	59-62	L	0- 1- 1	9- 4- 1	DNP	4- 3- 0	DNP	14- 4- 1
vs Fort Lewis College	11-01-09	81-84	L	DNP	4- 4- 1	DNP	6- 0- 1	DNP	6-14- 1
at Wayne State	11-15-09	69-68	W	0- 0- 0	13- 2- 1	DNP	1- 1- 0	DNP	7- 3- 2
URBANA	11-18-09	68-64	W	DNP	16- 3- 3	DNP	3- 1- 0	DNP	4- 1- 1
MARYGROVE	11-22-09	101-40	W	2- 5- 2	13- 4- 2	5- 2- 0	2- 4- 2	7- 5- 1	10- 7- 1
LINCOLN MEMORIAL	11-24-09	86-78	W	DNP	21- 5- 4	DNP	2- 1- 0	DNP	4- 5- 1
vs ST. FRANCIS	11-28-09	76-61	W	0- 0- 0	10- 5- 4	DNP	2- 0- 0	DNP	10- 3- 0
vs HILLSDALE	11-29-09	91-83	W	4- 2- 0	15- 6- 1	DNP	DNP	DNP	7- 9- 0
BELLARMINE	12-03-09	89-63	W	6- 4- 1	24- 2- 1	DNP	2- 0- 0	DNP	11- 6- 1
NORTHERN KENTUCKY	12-05-09	85-76	W	0- 4- 1	30- 3- 2	DNP	DNP	DNP	8- 3- 0
NORTH ALABAMA	12-09-09	91-62	W	4- 5- 0	14- 5- 2	DNP	5- 1- 0	DNP	19- 2- 1
FERRIS STATE	12-30-09	71-52	W	0- 1- 0	13- 1- 0	0- 0- 0	4- 3- 0	2- 0- 0	7- 5- 1
ILLINOIS-SPRINGFIELD	01-02-10	77-58	W	12- 7- 1	12- 4- 1	DNP	4- 7- 1	DNP	8- 2- 0
SAINT JOSEPH'S	01-04-10	84-67	W	5- 2- 1	18- 8- 2	0- 0- 0	5- 5- 0	0- 0- 0	4- 8- 2
at Missouri S&T	01-07-10	51-73	L	2- 3- 1	9- 2- 0	DNP	1- 2- 0	DNP	4- 4- 0
at Maryville University	01-09-10	83-66	W	5- 2- 1	14- 6- 3	DNP	6- 6- 1	0- 2- 0	8- 2- 1
at Kentucky Wesleyan	01-14-10	79-61	W	2- 3- 1	18- 1- 3	DNP	0- 5- 0	DNP	4- 2- 0
at Indianapolis	01-21-10	64-74	L	1- 0- 0	7- 7- 3	DNP	0- 3- 1	DNP	10- 4- 0
at UW-Parkside	01-28-10	64-74	L	2- 1- 0	27- 7- 3	DNP	2- 3- 0	DNP	4- 3- 0
at Lewis University	01-30-10	51-60	L	0- 0- 0	6- 7- 2	DNP	0- 2- 0	DNP	2- 2- 0
MISSOURI-ST. LOUIS	02-04-10	75-66	W	1- 2- 1	16- 6- 2	DNP	2- 1- 0	DNP	13- 4- 1
ROCKHURST	02-06-10	81-71	WO	4- 3- 0	19- 6- 1	DNP	DNP	DNP	7- 2- 1
at Drury	02-09-10	51-70	L	0- 2- 0	4- 3- 3	DNP	0- 3- 0	DNP	6- 1- 1
INDIANAPOLIS	02-13-10	82-76	W	5- 4- 0	26- 4- 1	DNP	4- 7- 1	DNP	2- 3- 0
KENTUCKY WESLEYAN	02-15-10	74-66	W	4- 0- 0	23- 5- 2	DNP	0- 1- 0	DNP	2- 4- 0
at Northern Kentucky	02-18-10	75-72	WO	9-12- 0	19- 4- 4	DNP	0- 1- 0	DNP	0- 2- 0
at Bellarmine	02-20-10	88-71	W	6-11- 1	17- 8- 2	DNP	DNP	DNP	5- 4- 0
QUINCY	02-22-10	82-77	WO	6- 6- 0	7- 2- 3	DNP	2- 1- 0	DNP	16- 4- 1
LEWIS UNIVERSITY	02-28-10	54-56	L	3- 2- 0	16- 5- 2	DNP	0- 0- 0	DNP	2- 1- 0

Southern Indiana Team High/Low Analysis (as of a.m. March 12, 2010)

Southern Indiana - TEAM GAME HIGHS

POINTS.....	101	MARYGROVE (11-22-09)
FIELD GOALS MADE.....	37	MARYGROVE (11-22-09)
FIELD GOAL ATTEMPTS.....	72	LINCOLN MEMORIAL (11-24-09)
FIELD GOAL PERCENTAGE.....	.557 (34-61)	NORTH ALABAMA (12-09-09)
3 PT FIELD GOALS MADE.....	11	Twice, last vs. NORTHERN KENTUCKY (12-05-09)
3 PT FG ATTEMPTS.....	26	at Bellarmine (02-20-10)
3 PT FG PERCENTAGE.....	.647 (11-17)	BELLARMINE (12-03-09)
FREE THROWS MADE.....	33	vs ST. FRANCIS (11-28-09)
FREE THROW ATTEMPTS.....	40	vs HILLSDALE (11-29-09)
FREE THROW PERCENTAGE.....	.909 (20-22)	at Kentucky Wesleyan (01-14-10)
REBOUNDS.....	52	at Northern Kentucky (02-18-10)
ASSISTS.....	28	MARYGROVE (11-22-09)
STEALS.....	16	FERRIS STATE (12-30-09)
BLOCKED SHOTS.....	6	MARYGROVE (11-22-09)
TURNOVERS.....	26	at Drury (02-09-10)
FOULS.....	26	Twice, last vs. MISSOURI-ST. LOUIS (02-04-10)

Opponent - GAME HIGHS

POINTS.....	84	vs Fort Lewis College (11-01-09)
FIELD GOALS MADE.....	32	vs HILLSDALE (11-29-09)
FIELD GOAL ATTEMPTS.....	70	Twice, last: at Northern Kentucky (02-18-10)
FIELD GOAL PERCENTAGE.....	.558 (24-43)	URBANA (11-18-09)
3 PT FIELD GOALS MADE.....	12	vs Fort Lewis College (11-01-09)
3 PT FG ATTEMPTS.....	33	INDIANAPOLIS (02-13-10)
3 PT FG PERCENTAGE.....	.571 (4-7)	at Kentucky Wesleyan (01-14-10)
FREE THROWS MADE.....	27	QUINCY (02-22-10)
FREE THROW ATTEMPTS.....	38	QUINCY (02-22-10)
FREE THROW PERCENTAGE.....	.875 (14-16)	Twice, last: at Drury (02-09-10)
REBOUNDS.....	51	QUINCY (02-22-10)
ASSISTS.....	21	vs HILLSDALE (11-29-09)
STEALS.....	13	at Wayne State (11-15-09)
BLOCKED SHOTS.....	8	at Bellarmine (02-20-10)
TURNOVERS.....	39	FERRIS STATE (12-30-09)
FOULS.....	29	ROCKHURST (02-06-10)

Southern Indiana - GAME LOWS

POINTS.....	51	Three times, last at Drury (02-09-10)
FIELD GOALS MADE.....	14	at Missouri S&T (01-07-10)
FIELD GOAL ATTEMPTS.....	43	at Wayne State (11-15-09)
FIELD GOAL PERCENTAGE.....	.269 (14-52)	at Missouri S&T (01-07-10)
3 PT FIELD GOALS MADE.....	2	Twice, last: at Lewis University (01-30-10)
3 PT FG ATTEMPTS.....	10	at Wayne State (11-15-09)
3 PT FG PERCENTAGE.....	.143 (2-14)	at Missouri S&T (01-07-10)
FREE THROWS MADE.....	7	URBANA (11-18-09)
FREE THROW ATTEMPTS.....	13	Three times, last at Drury (02-09-10)
FREE THROW PERCENTAGE.....	.538 (7-13)	URBANA (11-18-09)
REBOUNDS.....	21	URBANA (11-18-09)
ASSISTS.....	2	at Missouri S&T (01-07-10)
STEALS.....	3	LINCOLN MEMORIAL (11-24-09)
BLOCKED SHOTS.....	0	Nine times, last vs. ROCKHURST (02-06-10)
TURNOVERS.....	9	Twice, last vs. LEWIS UNIVERSITY (02-28-10)
FOULS.....	14	Four times, last vs. KENTUCKY WESLEYAN (02-15-10)

Opponent - GAME LOWS

POINTS.....	40	MARYGROVE (11-22-09)
FIELD GOALS MADE.....	12	MARYGROVE (11-22-09)
FIELD GOAL ATTEMPTS.....	39	FERRIS STATE (12-30-09)
FIELD GOAL PERCENTAGE.....	.250 (12-48)	MARYGROVE (11-22-09)
3 PT FIELD GOALS MADE.....	1	MARYGROVE (11-22-09)
3 PT FG ATTEMPTS.....	7	at Kentucky Wesleyan (01-14-10)
3 PT FG PERCENTAGE.....	.125 (2-16)	BELLARMINE (12-03-09)
FREE THROWS MADE.....	4	LEWIS UNIVERSITY (02-28-10)
FREE THROW ATTEMPTS.....	6	LEWIS UNIVERSITY (02-28-10)
FREE THROW PERCENTAGE.....	.438 (7-16)	ILLINOIS-SPRINGFIELD (01-02-10)
REBOUNDS.....	24	Twice, last: NORTH ALABAMA (12-09-09)
ASSISTS.....	1	MARYGROVE (11-22-09)
STEALS.....	0	at Bellarmine (02-20-10)
BLOCKED SHOTS.....	0	Four time, last: MISSOURI-ST. LOUIS (02-04-10)
TURNOVERS.....	11	at Bellarmine (02-20-10)
FOULS.....	13	Twice, last at Drury (02-09-10)

Southern Indiana Player High/Low Analysis (as of a.m. March 12, 2010)

Southern Indiana - INDIVIDUAL GAME HIGHS

Points.....	30	Newhart, Amie vs Indianapolis (02-13-10)
	30	Young, Ellen vs Northern Kentucky (12-05-09)
Field Goals Made.....	10	Young, Ellen vs Indianapolis (02-13-10)
Field Goal Att.....	20	Young, Ellen at UW-Parkside (01-28-10)
FG Pct (min 5 made).....	.889 (8-9)	Young, Ellen vs Bellarmine (12-03-09)
3-Point FG Made.....	5	Three times, last: Young, Ellen vs Indianapolis (02-13-10)
3-Point FG Att.....	10	Young, Ellen at UW-Parkside (01-28-10)
3-Pt FG Pct (min 4 made).....	1.000 (4-4)	Young, Ellen vs Bellarmine (12-03-09)
Free Throws Made.....	11	Newhart, Amie vs Indianapolis (02-13-10)
Free Throw Att.....	14	Williams, Abby vs HILLSDALE (11-29-09)
FT Pct (min 11 made).....	1.000 (11-11)	Newhart, Amie vs Indianapolis (02-13-10)
Rebounds.....	14	Mertens, Ashton vs Fort Lewis College (11-01-09)
Assists.....	8	Twice, last: Newhart, Amie vs Saint Joseph's (01-04-10)
Steals.....	4	12 times, last: Young, Ellen at Drury (02-09-10)
Blocked Shots.....	3	Twice, last: Sickles, Anaris at Northern Kentucky (02-18-10)
Turnovers.....	7	Sickles, Anaris at Wayne State (11-15-09)
Fouls.....	5	Six times, last: Young, Ellen vs Quincy (02-22-10)

OPPONENT INDIVIDUAL GAME HIGHS

Points.....	27	Gibson, Amanda at UW-Parkside (01-28-10)
Field Goals Made.....	9	Three times, last: Canary, Jessica vs Indianapolis (02-13-10)
Field Goal Att.....	24	Mogan, Casse at Northern Kentucky (02-18-10)
FG Pct (min 5 made).....	.889 (8-9)	Deckard, Hailee vs Missouri-St. Louis (02-04-10)
3-Point FG Made.....	6	Twice, last: HARRISON, Chelsea vs HILLSDALE (11-29-09)
3-Point FG Att.....	11	Twice, last: Dewey, Katie vs Indianapolis (02-13-10)
3-Pt FG Pct (min 2 made).....	1.000 (2-2)	Four times, last: Hodges, Stephanie at Northern Kentucky (02-18-10)
Free Throws Made.....	10	Gibson, Amanda at UW-Parkside (01-28-10)
Free Throw Att.....	12	Pogorzelski, Paulina vs Illinois-Springfield (01-02-10)
FT Pct (min 10 made).....	1.000 (10-10)	Gibson, Amanda at UW-Parkside (01-28-10)
Rebounds.....	20	TATE, Donisha vs San Francisco State (10-31-09)
Assists.....	8	Twice, last: Lantry, Rachel at Northern Kentucky (02-18-10)
Steals.....	4	Seven times, last: Stellflue, Lindsey vs Quincy (02-22-10)
Blocked Shots.....	4	Percival, Brittany at Missouri S&T (01-07-10)
Turnovers.....	9	Twice, last: Mogan, Casse at Northern Kentucky (02-18-10)
Fouls.....	5	22 times, last: Burgin, Janette vs Quincy (02-22-10)
	5	Shuman, Courtney vs Quincy (02-22-10)
	5	Stellflue, Lindsey vs Quincy (02-22-10)

Southern Indiana at Drury University (February 9, 2010)

Official Basketball Box Score -- Game Totals -- Final Statistics

Southern Indiana vs Drury Lady Panthers

02-09-10 5:45 p.m. at Springfield, MO (Weiser Gym)

VISITORS: Southern Indiana 17-7,8-5 GLVC

##	Player Name	TOT-FG			3-PT			REBOUNDS			PF	TP	A	TO	BLK	S	MIN
		FG-FGA	FG-FGA	FT-FTA	OF	DE	TOT										
12	Sickles, Anaris..... *	0-0	0-0	4-4	2	4	6	1	4	1	4	2	0	1	20		
13	Williams, Abby..... *	2-5	0-3	0-0	1	2	3	2	4	0	3	0	1	29			
22	Newhart, Amie..... *	3-11	2-4	3-4	0	0	0	2	11	2	3	0	1	32			
24	Meneghetti, Lauren.. *	2-3	0-1	0-0	0	4	4	0	4	1	3	0	0	18			
30	Young, Ellen..... *	1-6	1-4	1-1	0	3	3	4	4	3	3	0	4	30			
01	Soaper, Rinesha.....	7-13	3-6	1-2	0	1	1	0	18	0	1	0	2	24			
04	Leeberg, Cootie.....	0-3	0-2	0-0	1	0	1	3	0	2	5	0	0	14			
25	McSparin, Stephanie..	0-1	0-0	0-0	0	2	2	2	0	0	1	0	0	9			
40	Perry, Courtney.....	0-1	0-0	0-0	1	2	3	1	0	0	0	0	0	13			
44	Mertens, Ashton.....	2-6	0-0	2-2	1	0	1	0	6	1	2	0	0	11			
TEAM.....												1					
Totals.....		17-49	6-20	11-13	6	18	24	15	51	10	26	2	8	200			

TOTAL FG% 1st Half: 8-25 32.0% 2nd Half: 9-24 37.5% Game: 34.7% DEADB
 3-Pt. FG% 1st Half: 2-8 25.0% 2nd Half: 4-12 33.3% Game: 30.0% REBS
 F Throw % 1st Half: 7-8 87.5% 2nd Half: 4-5 80.0% Game: 84.6% 0

HOME TEAM: Drury Lady Panthers 19-6,11-3 GLVC

##	Player Name	TOT-FG			3-PT			REBOUNDS			PF	TP	A	TO	BLK	S	MIN
		FG-FGA	FG-FGA	FT-FTA	OF	DE	TOT										
01	Oliver, Melanie..... *	9-11	0-0	2-2	5	6	11	2	20	2	4	0	4	27			
10	Pritchard, Katie.... *	1-4	1-2	0-0	1	1	2	0	3	3	3	0	0	23			
23	Jones, Ja'Nell..... *	2-5	0-1	2-4	0	1	1	1	6	2	2	0	0	18			
25	Ballweg, Lindsay.... *	6-17	1-9	8-8	1	7	8	2	21	7	4	0	4	36			
34	Plemmons, Sara Jane. *	0-2	0-0	0-0	2	5	7	2	0	1	1	0	2	17			
11	Gibbons, Amanda.....	1-3	0-0	0-0	1	3	4	1	2	2	1	0	0	18			
12	Groose, Erica.....	0-1	0-0	0-0	0	0	0	0	0	0	0	1	0	8			
21	Walker, Kassie.....	1-2	0-1	2-2	2	1	3	2	4	0	2	0	1	21			
22	Anton, Bri.....	0-2	0-0	0-0	0	0	0	0	0	0	1	0	0	2			
30	Bracker, Abby.....	3-5	0-0	0-0	2	1	3	2	6	0	1	0	0	12			
32	Tipton, Sarah.....	0-0	0-0	0-0	0	0	0	0	0	0	0	0	0	1			
44	Shouse, Caitlin.....	4-6	0-0	0-0	0	3	3	1	8	1	3	0	1	17			
TEAM.....												1					
Totals.....		27-58	2-13	14-16	14	28	42	13	70	18	22	1	12	200			

TOTAL FG% 1st Half: 12-27 44.4% 2nd Half: 15-31 48.4% Game: 46.6% DEADB
 3-Pt. FG% 1st Half: 1-6 16.7% 2nd Half: 1-7 14.3% Game: 15.4% REBS
 F Throw % 1st Half: 7-8 87.5% 2nd Half: 7-8 87.5% Game: 87.5% 1

Officials: Eric Baker, Scott Starkey and Michelle Kramer

Technical fouls: Southern Indiana-None. Drury Lady Panthers-None.

Attendance: 1018

Score by Periods	1st	2nd	Total
Southern Indiana.....	25	26	- 51
Drury Lady Panthers.....	32	38	- 70

Points in the paint-USI 22,DUW 34. Points off turnovers-USI 17,DUW 16.
 2nd chance points-USI 8,DUW 13. Fast break points-USI 6,DUW 6.
 Bench points-USI 24,DUW 20. Score tied-2 times. Lead changed-2 times.
 Last FG-USI 2nd-04:14, DUW 2nd-00:20.
 Largest lead-USI by 5 1st-06:16, DUW by 19 2nd-00:20.

Drury University Roster and Statistics (as of a.m. February 9, 2010)

No.	Player	Pos.	Ht.	Yr.	Hometown (High School/Previous)
1	Melanie Oliver	F/C	5-11	Sr.	Glen Allen, VA (Manchester/Glenville State)
10	Katie Pritchard	G	5-7	So.	Waynesville, MO (Waynesville)
11	Amanda Gibbons	F	6-0	Fr.	Rogers, AR (Rogers)
12	Erica Groose	F/C	6-1	So.	Eugene, MO (Helias)
21	Kassie Walker	G	5-9	So.	Ironton, MO (Arcadia Valley)
22	Bri Anton	F	5-11	Fr.	Ozark, MO (Ozark)
23	Ja'Nell Jones	G	5-4	Jr.	Chesterfield, VA (Manchester)
25	Lindsay Ballweg	G/F	5-10	Sr.	Shawnee, KS (St. Thomas Aquinas/Kansas)
30	Abby Bracker	F	5-11	Fr.	Nixa, MO (Nixa)
32	Sarah Tipton	G	5-7	Sr.	Springfield, MO (Catholic)
34	Sara Jane Plemmons	F	5-10	Fr.	Marshfield, MO (Marshfield)
44	Caitlin Shouse	F	6-1	Sr.	Greenfield, MO (Greenfield)

Head Coach: Steve Harold

Assistant Coaches: Shelly Jones, John Nicolais, Joe Beaubien, Rachelle Spaulding

RECORD:	OVERALL	HOME	AWAY	NEUTRAL
ALL GAMES.....	(26-6)	(14-1)	(8-4)	(4-1)
CONFERENCE.....	(15-3)	(9-0)	(6-3)	(0-0)
NON-CONFERENCE.....	(11-3)	(5-1)	(2-1)	(4-1)

DATE	TIME	OPPONENT	SCORE	ATTEND	HIGH POINTS	HIGH REBOUNDS
11/16/09	7:00 p.m.	at Grand Valley State	Wot 92-85	551	(18)Oliver, Melanie	(16)Oliver, Melanie
11/20/09	6:15 p.m.	TEXAS A&M-COMMERCE	W 98-60	1144	(23)Ballweg, Lindsay	(9)Shouse, Caitlin
11/21/09	5:15 p.m.	MISSOURI WESTERN STATE	W 103-74	1108	(25)Pritchard, Katie	(11)Oliver, Melanie
11/24/09	7 p.m.	WASHBURN	59-68 L	1422	(21)Pritchard, Katie	(10)Oliver, Melanie
11/27/09	12:00 pm	vs Central Missouri	73-75 L	350	(18)Ballweg, Lindsay	(10)Oliver, Melanie
11/28/09	8:00 pm	at Southwest Baptist University	W 76-58	1112	(26)Ballweg, Lindsay	(6)Oliver, Melanie (6)Shouse, Caitlin (6)Jones, Ja'Nell
12/01/09	7 p.m.	ARKANSAS-FT. SMITH	W 81-63	1018	(20)Oliver, Melanie	(7)Anton, Bri
12/03/09	5:30 PM CST	* at Saint Joseph's Colle	W 88-51	388	(23)Ballweg, Lindsay	(13)Oliver, Melanie
12/05/09	1:00 pm	* at UIS	W 92-56	1121	(18)Ballweg, Lindsay	(6)Groose, Erica (6)Shouse, Caitlin (6)Oliver, Melanie
12/12/09	2:00 pm	at Northeastern State (OK)	49-53 L	500	(11)Pritchard, Katie (11)Jones, Ja'Nell	(9)Oliver, Melanie
12/17/09	1:00 p.m.	vs Chaminade	W 98-49	200	(15)Shouse, Caitlin	(7)Oliver, Melanie
12/18/09	1:00 p.m.	vs Hawaii Pacific	W 81-63	108	(23)Pritchard, Katie	(7)Oliver, Melanie
01/02/10	2 p.m.	NEBRASKA-KEARNEY	W 85-66	1007	(17)Ballweg, Lindsay	(6)Oliver, Melanie (6)Shouse, Caitlin (9)Oliver, Melanie
01/04/10	6 p.m.	* RUW	W 80-52	1017	(18)Pritchard, Katie (18)Ballweg, Lindsay	(9)Plemmons, Sara Jane
01/07/10	6 p.m.	* KENTUCKY WESLEYAN	W 81-60	1038	(23)Ballweg, Lindsay	(8)Shouse, Caitlin
01/09/10	3:15 p.m.	* BELLARMINE	W 78-70	1639	(24)Ballweg, Lindsay	(8)Oliver, Melanie
01-14-10	5:30 p.m.	* at UW-Parkside	71-72 L	279	(18)Ballweg, Lindsay	(9)Oliver, Melanie
01/16/10	5:00 pm	* MISSOURI S&T	W 71-57	1388	(18)Ballweg, Lindsay	(16)Oliver, Melanie
01/21/09	6:00 pm	* QUINCY	W 74-70	1402	(17)Ballweg, Lindsay	(11)Shouse, Caitlin
\1/23/09	1:00 pm	* LEWIS	W 75-72	1338	(21)Pritchard, Katie	(11)Shouse, Caitlin
01-28-10	5:30 p.m.	* at Missouri-St. Louis	W 81-65	322	(30)Ballweg, Lindsay	(9)Shouse, Caitlin
1-30-10	1 p.m.	* at Maryville University (Mo.)	W 78-74	275	(17)Plemmons, Sara Jane	(10)Oliver, Melanie
2/4/10	5:30 p.m.	* at Northern Kentucky	62-66 L	892	(19)Jones, Ja'Nell	(15)Oliver, Melanie
02-06-10	1:00 PM	* at Indianapolis	65-69 L	541	(17)Ballweg, Lindsay	(22)Oliver, Melanie
02-09-10	5:45 p.m.	* SOUTHERN INDIANA	W 70-51	1018	(21)Ballweg, Lindsay	(11)Oliver, Melanie
02-10-10	6 p.m.	* MARYVILLE UNIVERSITY (MO.)	W 95-71	1084	(27)Ballweg, Lindsay	(7)Groose, Erica (7)Oliver, Melanie (12)Oliver, Melanie
02-13-10	3:15 p.m.	* MISSOURI-ST. LOUIS	W 94-82	1811	(33)Ballweg, Lindsay	(12)Oliver, Melanie
2/15/10	5:30 p.m.	* at Missouri S&T	W 87-71	750	(27)Pritchard, Katie	(12)Shouse, Caitlin
02-18-10	5:30 pm	* at Rockhurst	W 74-35	650	(22)Pritchard, Katie	(6)Shouse, Caitlin (6)Groose, Erica
02-28-10	12 p.m.	QUINCY	W 88-68	1218	(22)Ballweg, Lindsay	(14)Shouse, Caitlin
03/06/10	2:30 p.m.	vs LEWIS	W 67-63	543	(18)Ballweg, Lindsay	(7)Shouse, Caitlin (7)Ballweg, Lindsay
03/07/10	1:00 p.m.	vs UW-Parkside	W 68-63		(19)Ballweg, Lindsay	(8)Oliver, Melanie

ATTENDANCE SUMMARY	GAMES	TOTALS	AVG/GAME
HOME.....	15	18652	1243
AWAY.....	12	7381	615
NEUTRAL.....	5	1201	240
TOTAL.....	32	27234	851

Season Box Score

##	Player	GP-GS	Min--Avg	---TOTAL---		---3-PTS---		FT-FTA	Pct	---REBOUNDS---				PF	FO	A	TO	Blk	Stl	Pts	Avg
				FG-FGA	Pct	3FG-FGA	Pct			Off	Def	Tot	Avg								
25	Ballweg, Lindsay...	32-32	993 31.0	207-415	.499	105-210	.500	72-84	.857	15	82	97	3.0	74	1	100	96	15	45	591	18.5
	Conference-Only..	18-18	566 31.4	126-257	.490	63-129	.488	50-59	.847	9	40	49	2.7	41	1	53	60	11	27	365	20.3
10	Pritchard, Katie...	32-32	999 31.2	155-299	.518	83-162	.512	52-58	.897	12	68	80	2.5	40	0	108	63	10	53	445	13.9
	Conference-Only..	18-18	553 30.7	86-160	.538	46-92	.500	28-33	.848	5	40	45	2.5	25	0	63	34	4	30	246	13.7
01	Oliver, Melanie....	32-32	801 25.0	161-302	.533	0-0	.000	81-129	.628	117	166	283	8.8	85	2	43	56	9	45	403	12.6
	Conference-Only..	18-18	439 24.4	91-162	.562	0-0	.000	43-74	.581	64	101	165	9.2	56	2	29	32	9	28	225	12.5
44	Shouse, Caitlin....	29-27	648 22.3	114-195	.585	0-1	.000	56-84	.667	77	125	202	7.0	57	0	40	49	21	18	284	9.8
	Conference-Only..	15-13	322 21.5	52-93	.559	0-0	.000	33-49	.673	48	63	111	7.4	29	0	19	27	10	8	137	9.1
23	Jones, Ja'Nell....	25-25	763 30.5	82-174	.471	11-29	.379	67-90	.744	13	58	71	2.8	54	0	159	79	4	48	242	9.7
	Conference-Only..	14-14	431 30.8	46-103	.447	2-10	.200	42-56	.750	11	29	40	2.9	33	0	81	42	2	29	136	9.7
34	Plemmons, Sara Jane	32-2	448 14.0	55-101	.545	5-14	.357	41-54	.759	39	67	106	3.3	50	0	18	45	3	14	156	4.9
	Conference-Only..	18-2	280 15.6	28-57	.491	2-8	.250	22-31	.710	23	44	67	3.7	32	0	3	31	3	7	80	4.4
12	Groose, Erica.....	32-3	498 15.6	34-85	.400	0-6	.000	43-52	.827	34	79	113	3.5	50	0	33	67	12	11	111	3.5
	Conference-Only..	18-3	307 17.1	20-47	.426	0-4	.000	30-34	.882	20	49	69	3.8	26	0	20	37	8	5	70	3.9
22	Anton, Bri.....	32-0	325 10.2	31-86	.360	14-39	.359	31-42	.738	3	47	50	1.6	33	0	31	42	4	16	107	3.3
	Conference-Only..	18-0	144 8.0	17-45	.378	8-19	.421	11-13	.846	0	14	14	0.8	16	0	13	20	1	8	53	2.9
11	Gibbons, Amanda....	32-0	419 13.1	35-78	.449	2-5	.400	24-30	.800	25	42	67	2.1	31	0	21	25	8	16	96	3.0
	Conference-Only..	18-0	209 11.6	15-37	.405	1-3	.333	12-15	.800	13	19	32	1.8	16	0	12	13	3	5	43	2.4
21	Walker, Kassie....	24-6	326 13.6	22-55	.400	5-19	.263	9-14	.643	18	25	43	1.8	31	0	22	26	0	20	58	2.4
	Conference-Only..	17-3	235 13.8	16-42	.381	3-16	.188	6-11	.545	14	16	30	1.8	22	0	20	16	0	17	41	2.4
30	Bracker, Abby.....	23-0	170 7.4	16-33	.485	0-1	.000	8-15	.533	16	25	41	1.8	21	0	1	18	0	8	40	1.7
	Conference-Only..	11-0	89 8.1	7-19	.368	0-1	.000	5-9	.556	12	15	27	2.5	12	0	11	0	5	19	1.7	
32	Tipton, Sarah.....	12-1	39 3.3	0-5	.000	0-3	.000	1-6	.167	2	1	3	0.3	4	0	0	5	0	1	1	0.1
	Conference-Only..	8-1	29 3.6	0-1	.000	0-1	.000	1-6	.167	1	1	2	0.3	4	0	0	3	0	0	1	0.1
	TEAM.....									31	35	66	2.1	0		3					
	Conference-Only..									17	22	39	2.2	0		2					
	Total.....	32	6429	912-1828	.499	225-489	.460	485-658	.737	402	820	1222	38.2	530	3	576	574	86	295	2534	79.2
	Conference-Only..	18	3604	504-1023	.493	125-283	.442	283-390	.726	237	453	690	38.3	312	3	313	328	51	169	1416	78.7
	Opponents.....	32	6428	750-1811	.414	196-562	.349	356-528	.674	333	596	929	29.0	556	-	427	570	97	254	2052	64.1
	Conference-Only..	18	3603	406-983	.413	104-294	.354	228-327	.697	178	334	512	28.4	319	7	229	334	55	141	1144	63.6

SCORE BY PERIODS:	1st	2nd	OT	Total	DEADBALL	REBOUNDS:	OFF	DEF	TOTAL
Drury Lady Panthers.....	1287	1232	15	2534			79	8	87
Opponents.....	975	1069	8	2052			70	13	83

TEAM STATISTICS	DU	OPP	DATE	OPPONENT	W/L	SCORE	ATTEND		
SCORING.....	2534	2052	11-16-09	at Grand Valley State	W	OT 92-85	551		
Points per game.....	79.2	64.1	11-20-09	TEXAS A&M-COMMERCE	W	98-60	1144		
Scoring margin.....	+15.1	-	11-21-09	MISSOURI WESTERN	W	103-74	1108		
FIELD GOALS-ATT.....	912-1828	750-1811	11-24-09	WASHBURN	L	59-68	1422		
Field goal pct.....	.499	.414	11-27-09	vs Central Missouri	L	73-75	350		
3 POINT FG-ATT.....	225-489	196-562	11-28-09	at Southwest Baptist	W	76-58	-		
3-point FG pct.....	.460	.349	12-01-09	ARKANSAS-FT. SMITH	W	81-63	1018		
3-pt FG made per game.....	7.0	6.1	*12-03-09	at Saint Joseph's	W	88-51	388		
FREE THROWS-ATT.....	485-658	356-528	*12-05-09	at Illinois-Springfield	W	92-56	-		
Free throw pct.....	.737	.674	12-12-09	at Northeastern State	L	49-53	500		
REBOUNDS.....	1222	929	12-17-09	vs Chaminade	W	98-49	200		
Rebounds per game.....	38.2	29.0	12-18-09	vs Hawaii Pacific	W	81-63	108		
Rebounding margin.....	+9.2	-	01-02-10	NEBRASKA-KEARNEY	W	85-66	1007		
ASSISTS.....	576	427	*01-04-10	ROCKHURST	W	80-52	1017		
Assists per game.....	18.0	13.3	*01-07-10	KENTUCKY WESLEYAN	W	81-60	1038		
TURNOVERS.....	574	570	*01-09-10	BELLARMINE	W	78-70	1639		
Turnovers per game.....	17.9	17.8	*01-14-10	at UW-Parkside	L	71-72	279		
Turnover margin.....	-0.1	-	*01-16-10	MISSOURI S&T	W	71-57	1388		
Assist/turnover ratio.....	1.0	0.7	*01-21-09	QUINCY	W	74-70	1402		
STEALS.....	295	254	*01-23-10	LEWIS	W	75-72	1338		
Steals per game.....	9.2	7.9	*01-28-10	at Missouri-St. Louis	W	81-65	322		
BLOCKS.....	86	97	*01-30-10	at Maryville	W	78-74	275		
Blocks per game.....	2.7	3.0	*02-04-10	at Northern Kentucky	L	62-66	892		
WINNING STREAK.....	8	-	*02-06-10	at Indianapolis	L	65-69	541		
Home win streak.....	12	-	*02-09-10	SOUTHERN INDIANA	W	70-51	1018		
ATTENDANCE.....	18652	6349	*02-11-10	MARYVILLE	W	95-71	1084		
Home games-Avg/Game.....	15-1243	12-429	*02-13-10	MISSOURI-ST. LOUIS	W	94-82	1811		
Neutral site-Avg/Game.....	-	5-240	*02-15-10	at Missouri S&T	W	87-71	750		
SCORE BY PERIODS:	1st	2nd	OT	Total					
Drury Lady Panthers.....	1287	1232	15	2534	02-28-10	QUINCY	W	88-68	1218
Opponents.....	975	1069	8	2052	03/06/10	vs Lewis	W	67-63	543
					03/07/10	vs UW-Parkside	W	68-63	-

* indicates conference game

Drury vs. University of Wisconsin-Parkside (March 7, 2010)

Official Basketball Box Score

UW-Parkside vs Drury Lady Panthers

03/07/10 1:00 p.m. at Springfield, IL (TRAC)

VISITORS: UW-Parkside 23-7

##	Player Name	TOT-FG		3-PT	REBOUNDS			PF	TP	A	TO	BLK	S	MIN	
		FG-FGA	FG-FGA	F'T-F'TA	OF	DE	TOT								
30	Beyer, Brittany.....	f	10-16	0-0	1-1	2	3	5	3	21	2	1	0	1	35
34	Hogen, Brittany.....	c	9-19	0-0	2-2	4	5	9	1	20	4	2	0	0	39
20	Gibson, Amanda.....	g	0-5	0-3	0-2	2	3	5	5	0	6	4	0	0	27
21	Moran, Jen.....	g	0-2	0-0	0-0	2	1	3	2	0	0	1	0	0	17
24	Rooney, Jadee.....	g	4-13	4-9	2-2	1	1	2	1	14	6	2	0	0	40-
01	Smaglik, Allison....		0-1	0-1	0-0	0	0	0	0	0	0	0	0	0	1
10	Bettiga, Kaitlyn....		0-1	0-0	0-0	0	1	1	2	0	2	2	0	0	16
22	Selk, Amy.....		4-5	0-0	0-2	2	8	10	1	8	1	0	0	1	24
44	Ruchti, Kristen.....		0-0	0-0	0-0	0	0	0	0	0	0	0	0	0	1
	TEAM.....					1	1								
	Totals.....		27-62	4-13	5-9	13	23	36	15	63	21	12	0	2	200

TOTAL FG% 1st Half: 15-33 45.5% 2nd Half: 12-29 41.4% Game: 43.5% DEADB
3-Pt. FG% 1st Half: 1-6 16.7% 2nd Half: 3-7 42.9% Game: 30.8% REBS
F Throw % 1st Half: 2-6 33.3% 2nd Half: 3-3 100 % Game: 55.6% 2

HOME TEAM: Drury Lady Panthers 26-6

##	Player Name	TOT-FG		3-PT	REBOUNDS			PF	TP	A	TO	BLK	S	MIN	
		FG-FGA	FG-FGA	F'T-F'TA	OF	DE	TOT								
01	Oliver, Melanie.....	f	5-11	0-0	3-4	3	5	8	2	13	1	3	0	1	30
44	Shouse, Caitlin.....	c	4-6	0-0	2-4	1	4	5	1	10	0	1	2	0	27
10	Pritchard, Katie....	g	6-15	1-7	2-2	0	2	2	1	15	3	1	0	3	37
21	Walker, Kassie.....	g	1-2	0-0	1-1	0	1	1	2	3	1	2	0	0	21
25	Ballweg, Lindsay....	g	6-10	3-4	4-4	0	4	4	2	19	2	1	0	4	37
11	Gibbons, Amanda.....		0-1	0-0	0-1	0	1	1	0	0	1	1	0	0	12
12	Groose, Erica.....		1-2	0-0	0-0	2	1	3	0	2	0	1	0	0	10
22	Anton, Bri.....		1-4	0-1	2-2	0	4	4	3	4	2	1	0	1	14
30	Bracker, Abby.....		0-0	0-0	0-0	0	0	0	0	0	0	0	0	0	3
34	Plemmons, Sara Jane.		1-2	0-0	0-0	2	0	2	1	2	0	0	0	1	9
	TEAM.....					2	2								
	Totals.....		25-53	4-12	14-18	8	24	32	12	68	10	11	2	10	200

TOTAL FG% 1st Half: 9-26 34.6% 2nd Half: 16-27 59.3% Game: 47.2% DEADB
3-Pt. FG% 1st Half: 1-7 14.3% 2nd Half: 3-5 60.0% Game: 33.3% REBS
F Throw % 1st Half: 7-8 87.5% 2nd Half: 7-10 70.0% Game: 77.8% 1

Officials: Kelly Dennis, Vanessa Welch, Dale Ramsey

Technical fouls: UW-Parkside-None. Drury Lady Panthers-None.

Attendance:

Score by Periods	1st	2nd	Total
UW-Parkside.....	33	30	- 63
Drury Lady Panthers.....	26	42	- 68

2010 GLVC Tournament championship game...UW-Parkside is top seed from GLVC

North; Drury is top seed from GLVC West. DU's second tourney title (2008).

All-Tournament team: Lindsay Ballweg (DU, MOP), Melanie Oliver (DU), Brittany

Hogen (UWP), Amanda Gibson (UWP), Jenny Turpel (Lewis).